

SIGN	DATE	DESCRIPTION	APPROVER
△	04/16 '12	Flange nut is changed	Runner
△	04/16 '12	The dimension is added	Runner

THIS IS CAD DRAWING, DO NOT REVISE MANUALLY!!!

- Material:
- Item ① Terminal(housing): PA66 30% GF (UL94V-0)
 - Item ② Contact pin of short: copper Tin plated
 - Item ③ Contact pin of long: copper Tin plated
 - Item ④ Contact pin of best long: copper Tin plated
 - Item ⑤ Flange screw NUT: Brass M 2.5
- Electrical: cULus
- Voltage rating: 160V
 - Current rating: 5.5A
 - Withstanding Voltage: 1.32 KV
 - Operating temperature: -40°C to +115°C
 - Soldering temperature: 250°C ±10°C/5 Sec
- APPROVAL:
- Critical dimension: ▽

K3 xx 1 2 x 1 xxxx G

No. OF POLES ————

06: 3x2 POLES

09: 3x3 POLES

⋮

72: 3x24 POLES

RoHS compliant (lead<4%)
In copper Alloy

A000: "@ " Logo (Standard)
A00A: "ANYTEK" Mark

Any special item by customer request.
please contact sales department.

COLOR

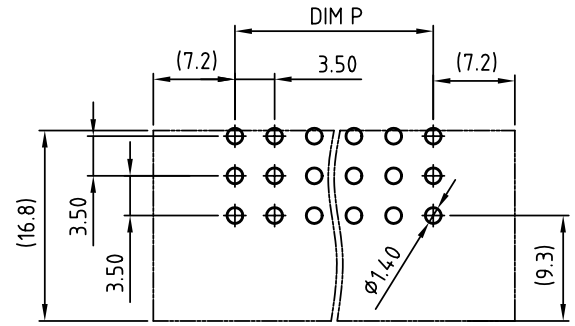
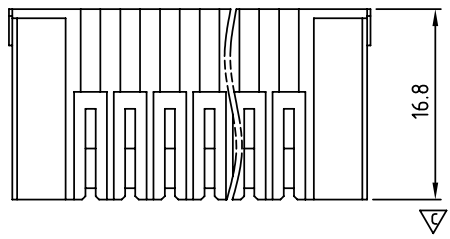
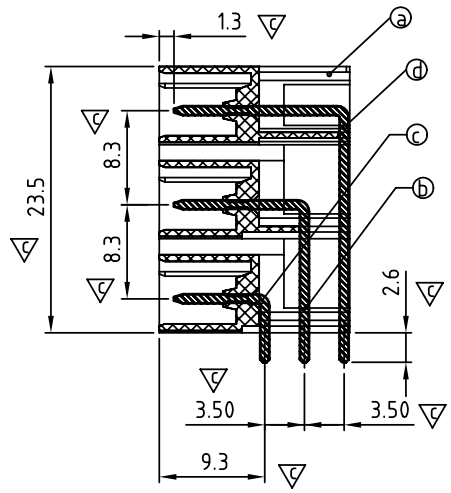
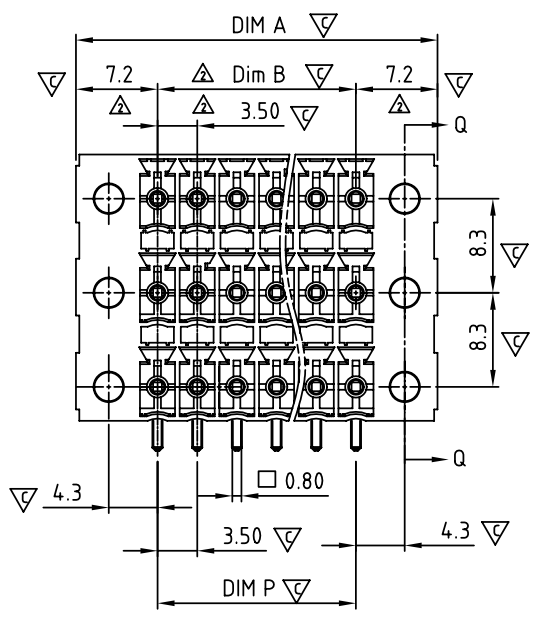
0 Black (RAL9005)

3 Orange(RAL2011/P)

5 Green(RAL6018/T)

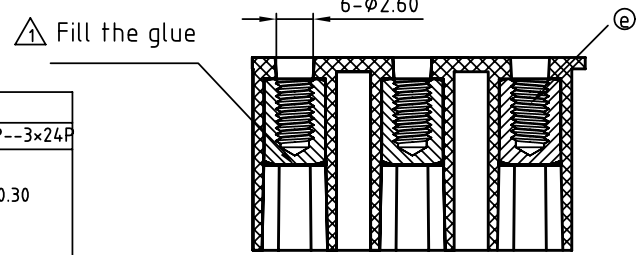
6 Blue (RAL5015/A)

8 Grey(RAL7035/D)



N=NUMBER OF CONTACTS

DIM	TOL	TOL		
		3x2P--3x5P	3x6P--3x16P	3x17P--3x24P
Dim A	(N/3-1)×3.5+14.4	±0.20	±0.25	±0.30
Dim B	(N/3-1)×3.5			
Dim P	(N/3-1)×3.5			



ANYTEK				CUSTOMER COPY			
ALL RIGHTS RESERVED. REPRODUCTION OR ISSUE TO THIRD PARTIES IN ANY FORM WHATSOEVER IS NOT PERMITTED WITHOUT WRITTEN AUTHORITY FROM THE PROPRIETOR. PROPERTY OF ANYTEK TECHNOLOGY CO., LTD							
TITLE		K3 3.5mm With Flange Series (90°-Right angle) DIP type					
PART NO.		K3xx12x1xxxxG			DWG NO.		8K30008
APPROVED	CHECKED	DESIGNED	DRAWN	CUST NO.		Tolerance	
		Runner	Runner			UNIT: mm	
		2012.04.17	2010.06.28			SCALE: NONE	
SHEET: 01/01				REV.: C		X.X	±0.30
						X.XX	±0.10
						X°	±1°