



#### specifications

Consumption	Lumen Output	CRI	Material	Ambient Temp (F)	L70 hours	Beam Angle	Efficacy	THD	Standard Finish	IP Rating	Dimmable
18 W	1,530	> 80	non-flammable polycarbonate body with internal aluminum heat sink	-4° - 104°	80,000	120°	85 lm /W	< 30%	white magnetic	20 damp location	yes triac

#### select your downlight fixture

Part Number	Color Temp	Voltage
GI-9DL-CCT100-ES4	<span style="background-color: yellow; border-radius: 50%; padding: 2px;">30K</span> <span style="background-color: cyan; border-radius: 50%; padding: 2px;">40K</span> <span style="background-color: blue; border-radius: 50%; padding: 2px;">50K</span> selectable	120 V




#### Select your accessories\*

9" Magnetic Trim Accessories Part Number		
Chrome	Matte Black	Satin Nickel
GI-ACC-9DLCR	GI-ACC-9DLMB	GI-ACC-9DLSN



#### other specifications

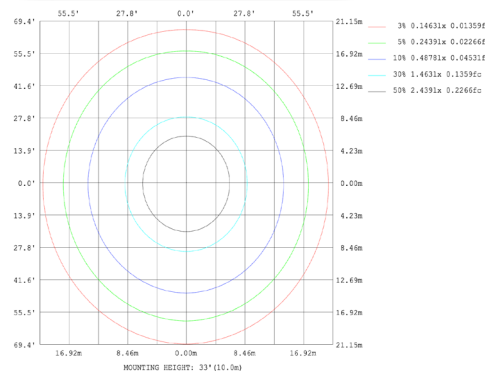
Dimensions	Warranty	Weight	Case QTY
9" (D) x 1/2" (H)	6 years	1.23 lbs	20 pcs




#### Features

- ▶ Can be surface mount with bracket or installed in a 6" can using spring clips
- ▶ Selectable (dip switch) color temperature allows you to choose having 3000K, 4000K or 5000K
- ▶ Magnetic optional trims in chrome, matte black or satin nickel finish

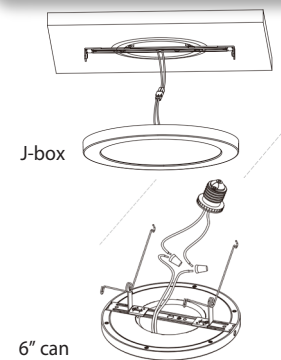
#### Isolux Diagram



#### Distance vs Illumination



#### Installation Diagram



Not all product variations listed on this page may be DLC qualified. Visit [www.designlights.org/search](http://www.designlights.org/search) to confirm qualification.

