


TBC series(200,250,300A)

TBC -200 -683



- ① Model Name
- ② Rated Current
- ③ Line to ground capacitor code: See table 1.1.

table 1.1 Line to ground capacitor code

| Code | Leakage Current (Input 250/500V 60Hz) | Line to ground capacitor (nominal value) |
|------|---------------------------------------|--|
| 223 | 1.0mA/2.0mA max | 22,000pF |
| 683 | 2.5mA/5.0mA max | 68,000pF |
| 104 | 3.5mA/7.0mA max | 100,000pF |

* When the line to ground capacitor code is different, the attenuation characteristic is different.

Features of TBC series

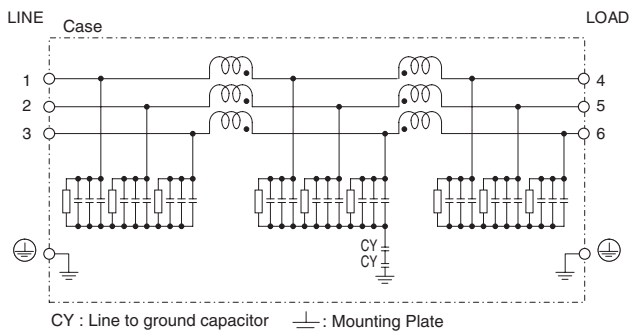
High-attenuation type of common mode noise from 150kHz to 1MHz (2-stage filter)

- Three phase rated voltage 500 VAC (voltage range:528V max)
- Selectable leakage current value

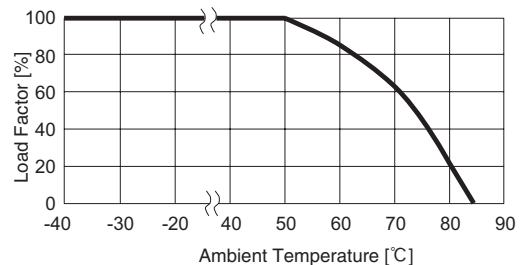
Specifications

| No. | Items | TBC-200-683 | TBC-250-683 | TBC-300-683 |
|-----|--|---|-------------|-------------|
| 1 | Rated Voltage[V] | AC Three Phase 500 (voltage range:528 max) 50/60Hz | | |
| 2 | Rated Current[A] | 200 | 250 | 300 |
| 3 | Test Voltage (Terminal-Mounting Plate) | 2,500 VAC (Cutoff Current = 100mA), 1minute at room temperature and humidity | | |
| 4 | Isolation Resistance (Terminal-Mounting Plate) | 500 VDC 100MΩ min at room temperature and humidity | | |
| 5 | Leakage current 250/500V 60Hz | 2.5mA/5.0mA max | | |
| 6 | DC resistance | 4mΩ max | 3mΩ max | 2mΩ max |
| 7 | Safety agency approval temperatures | -25 to +85°C (Refer to Derating Curve) | | |
| 8 | Operating temperature | -40 to +85°C (Refer to Derating Curve) | | |
| 9 | Operating humidity | 20 to 95%RH (Non condensing) | | |
| 10 | Storage temperature/humidity | -40 to +85°C/20 to 95%RH (Non condensing) | | |
| 11 | Vibration | 10 to 55Hz, 19.6m/s ² (2G), 3min. Period, 1hour each X, Y and Z axis | | |
| 12 | Impact | 196.1m/s ² (20G), 11ms Once each X, Y and Z axis | | |
| 13 | Safety agency approvals | UL1283, CSA C22.2 No.8 (C-UL) , DIN EN60939 VDE0565 Teil3-1, ENEC | | |
| 14 | Case size (without projection) | 190 X 110 X 580 mm [7.48 X 4.33 X 22.83 inches] (W X H X D) | | |
| 15 | Weight | 13.0kg max | | |

Circuit Diagram

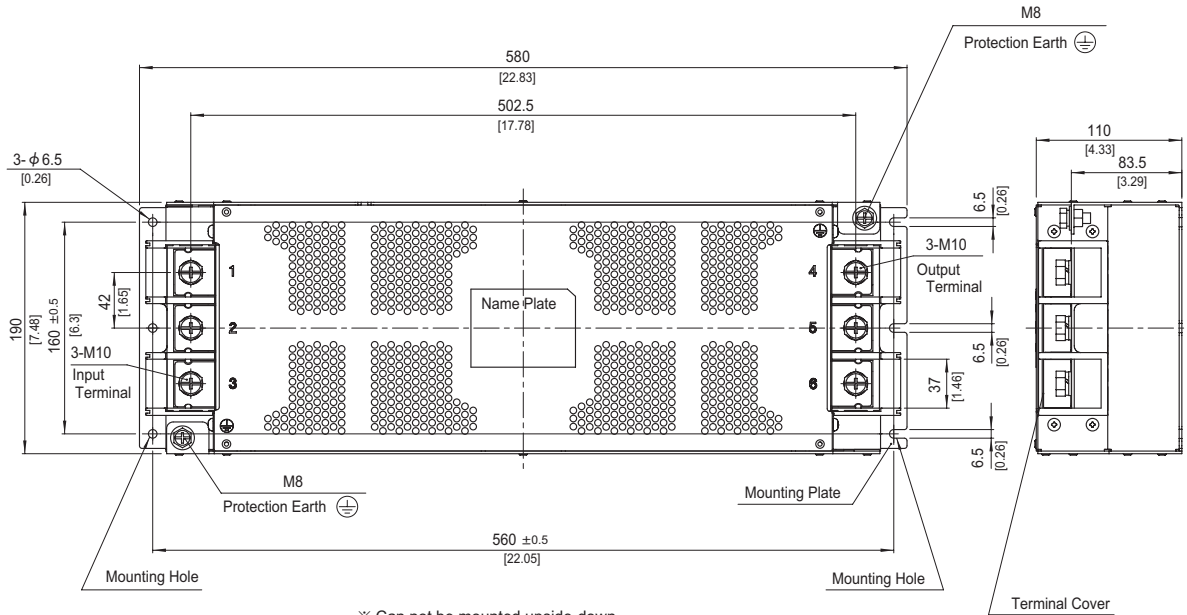


Derating Curve



* Keep free ventilation holes for cooling.

External view



※ Can not be mounted upside-down.
(mounted the top surface)

- ※ Tolerance : ±1 [±0.04]
- ※ Weight : 13.0kg max
- ※ Mounting Plate : Stainless steel t=2.0 [0.08]
- ※ Dimensions in mm, []=inches
- ※ Terminal block screw tightening torque M10 : 14.2N · m (144.9kgf · cm) max
- ※ Protection Earth screw tightening torque M8 : 9.2N · m (93.9kgf · cm) max