

	SPECIFICATION FOR DYNAMIC SPEAKER		
	TOTAL PAGE	06	www.be-star.com

Customer		Model Name	BLS2035-11-08H7.6 LF
Customer P/N		Product No.	121910
Date	16 Apr .2010	Issue No.	BS/TES01.1158A
Page	01 of 06	Issue Date	2010/04/16

Approval:

- 1.Description
- 2.Characteristics
- 3.Drawing
- 4.Reliability Test
- 5.Packing
- 6.History Change Record

Drawn by	Checked by	Approved by	Customer approved

BESTAR ELECTRONICS INDUSTRY CO.,LTD

No.199 HuangHe West Road.New district,ChangZhou,JiangSu Province,P.R.China

Tel: +86 519 88222567 **Fax:** +86 519 88222551

E-mail: wu@be-star.com **<http://www.be-star.com>**

BLS2035-11-08H7.6 LF

1. Description

- 1.1 Acoustic component Performance Specification
- 1.2 The present document specifies performance requirements for the acoustic characteristics of speaker

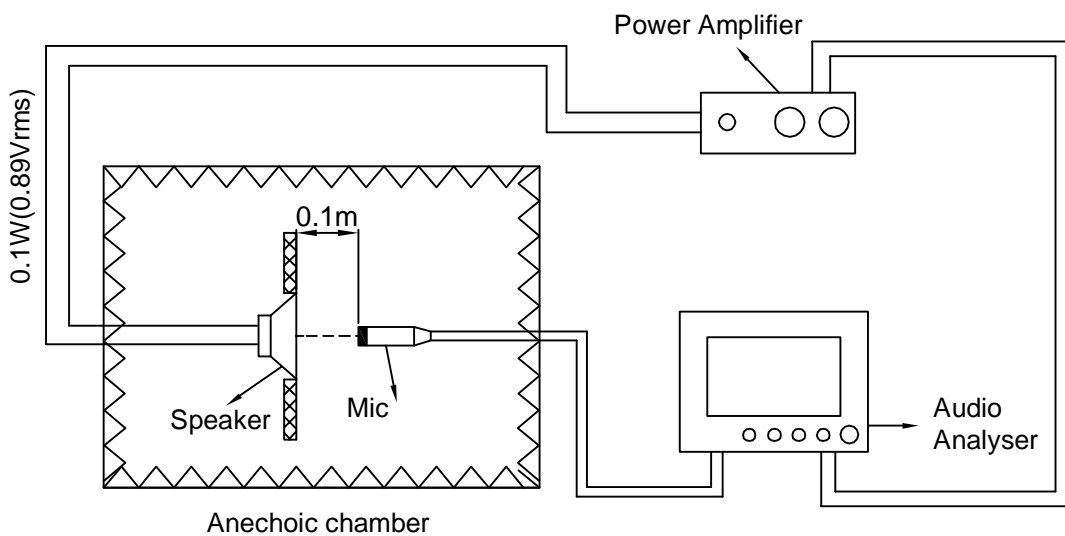


2. Characteristics

2.1 Electrical and Mechanical Characteristics

No.	Item	Specification
1.	Dimension	20 x 27 x 7.8(mm)
2.	AC Impedance	8 Ω ±15% at 1.0KHz
3.	Rated Input Power	2.0W
4.	Maximum Input Power	3.0W
5.	Resonance Frequency	570Hz ±20%
6.	Frequency Response	F0~10KHz
7.	S.P.L	86±3dB/0.1W /0.1m at 0.8,1.0,1.2,1.5KHz average
8.	T.H.D	≤5% at 2.0W/1KHz
9.	Magnet	Ø11.5×1.5mm
10.	Buzzes & Rattles	Must be normal at sine wave 4.0Vrms
11.	Polarity	Positive voltage to (+),Diaphragm moves forward
12.	Operating Temperature	-30~+ 70°C
13.	Storage Temperature	-40~+ 85°C

2.2 Test Method

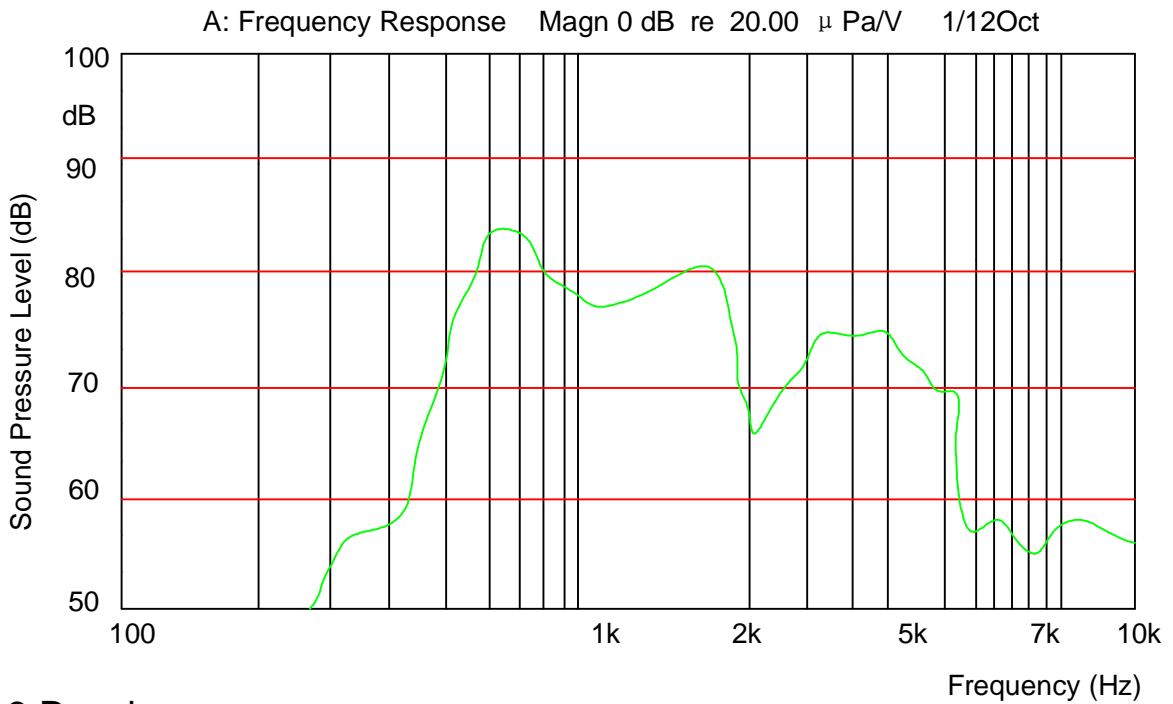


This print and information there in are proprietary to Bestar Electronics Industry Co., Ltd. and shall not be used in whole or in part without its written content

				Date:	2010/04/16	BLS2035-11-08H7.6 LF	
				Drawn by:	王文邦		
A	2010/04/16	王文邦		Checked by:	王平	Speaker	
Rev.	Date	Drawn	Note	Approved by:	李红元		
BESTAR ELECTRONICS INDUSTRY CO.,LTD						DRG NO: BS/TES01.1158A	Page:02 of 06
www.be-star.com wu@be-star.com							

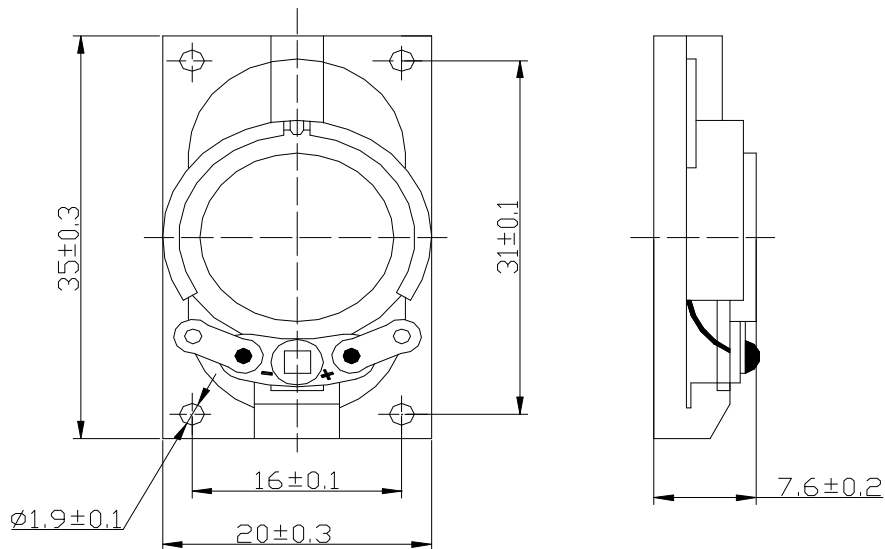
BLS2035-11-08H7.6 LF

2.3 Frequency Response Curve (only for reference)



3. Drawing

unit:mm
tolerance:±0.2



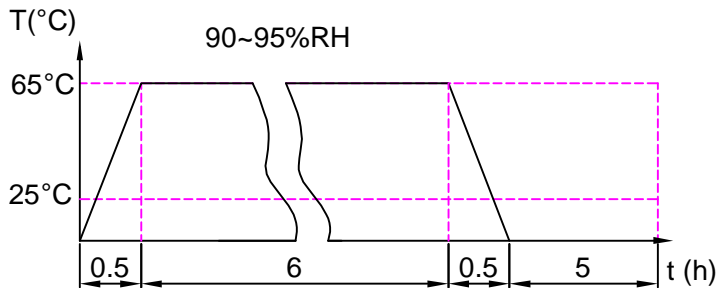
This print and information there in are proprietary to Bestar Electronics Industry Co., Ltd. and shall not be used in whole or in part without its written content

				Date:	2010/04/16	BLS2035-11-08H7.6 LF	
				Drawn by:	王文邦		
A	2010/04/16	王文邦		Checked by:	王平	Speaker	
Rev.	Date	Drawn	Note	Approved by:	李红元		
BESTAR ELECTRONICS INDUSTRY CO.,LTD						DRG NO: BS/TES01.1158A	Page:03 of 06
www.be-star.com wu@be-star.com							

BLS2035-11-08H7.6 LF

4. Reliability Test

4.1 Load Test	
Power (Nom)	2.0W(white noise)
Duration	96hrs
4.2 High Temperature Test	
Temperature	+85±2°C
Duration	96hrs
4.3 Low Temperature Test	
Temperature	-40±2°C
Duration	96hrs
4.4 Damp Heat	
Temperature	40±2°C
Relative Humidity	90%-95%RH
Duration	24hrs
4.5 Temperature Cycle Test	
Cycles	5



4.6 Drop Test	
Height	1.0m
Drop face	thick board (20mm)
Times	10
4.7 Terminal Strength Test	Capable of withstand 1kg load for 30 seconds without resulting in any damage or rejection

Notice:

- All these tests above should be measured after leaving normal temperature for 2hrs.
- Sensitivity difference at 0.8-1.5KHz shall be within ±3dB from initial value after test.

This print and information there in are proprietary to Bestar Electronics Industry Co., Ltd. and shall not be used in whole or in part without its written content

				Date:	2010/04/16	BLS2035-11-08H7.6 LF	
				Drawn by:	王文邦		
A	2010/04/16	王文邦		Checked by:	王平	Speaker	
Rev.	Date	Drawn	Note	Approved by:	李红元		
BESTAR ELECTRONICS INDUSTRY CO.,LTD						DRG NO: BS/TES01.1158A	Page:04 of 06
www.be-star.com wu@be-star.com							

BLS2035-11-08H7.6 LF

5. Packing

TBD

This print and information there in are proprietary to Bestar Electronics Industry Co., Ltd. and shall not be used in whole or in part without its written consent

				Date:	2010/04/16	BLS2035-11-08H7.6 LF	
				Drawn by:	王文邦		
A	A	2010/04/16	王文邦	Checked by:	王平	Speaker	
Rev.	Date	Drawn	Note	Approved by:	李红元		
BESTAR ELECTRONICS INDUSTRY CO.,LTD						DRG NO: BS/TES01.1158A	Page:05 of 06
www.be-star.com wu@be-star.com							

