


# ACCELERATE<sup>®</sup> HD

## HIGH-DENSITY SLIM BODY ARRAYS

(0.635 mm) .025" PITCH



PAM 4

56  
G b p s

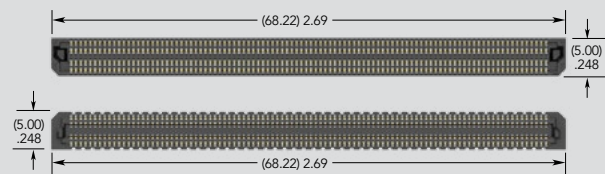


Solder ball technology  
for simplified processing

### FEATURES & BENEFITS

- Up to 400 positions in 4-row design
- 5 mm, 7 mm, 9 mm, 10 mm, 11 mm, 12 mm  
14 mm & 16 mm stack heights
- Slim 5 mm width body design
- Edge Rate<sup>®</sup> contact system optimized  
for signal integrity performance
- Open-pin-field for grounding and routing flexibility
- PCIe<sup>®</sup> 5.0 capable
- Compatible with mPower<sup>®</sup> (UMPT/UMPS)  
for a power signal solution

### HIGHER DENSITY THAN PREVIOUS GENERATION STRIPS



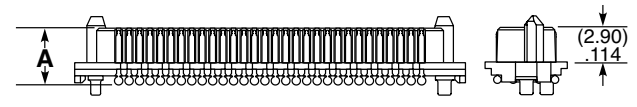
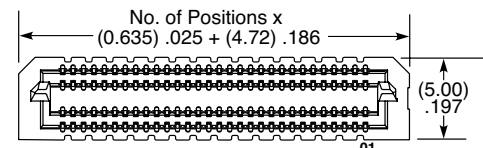
ADM6/ADF6 Series (400 total positions)

### KEY SPECIFICATIONS

PITCH	TOTAL POSITIONS	INSULATOR MATERIAL	CONTACT MATERIAL	PLATING	OPERATING TEMP RANGE	CURRENT RATING	WORKING VOLTAGE	LEAD-FREE SOLDERABLE
(0.635 mm) .025"	40 - 400	Black LCP	Copper Alloy	Au or Sn over 50 μ" (1.27 μm) Ni	-55 °C to +125 °C	1.34 A per pin (4 pins powered)	Testing now	Yes

**(0.635 mm) .025" PITCH • SLIM BODY OPEN-PIN-FIELD ARRAYS**


SERIES	NO. OF POSITIONS	LEAD STYLE	PLATING OPTION	NO. OF ROWS	SOLDER TYPE	OPTION	"X"R
<b>ADM6</b> Terminal	<b>-10, -20,</b> <b>-30, -40,</b> <b>-50, -60,</b> (per row)	<b>-01.5</b> = 1.5 mm (ADM6 only)	<b>-L</b> = 10 μ" (0.25 μm) Gold on contact area, Matte Tin on tail	<b>-4</b> = Four Rows	<b>-2</b> = Lead-Free Solder Ball	(Leave blank for no alignment pin)	<b>-TR</b> = Tape & Reel
<b>ADF6</b> Socket	<b>-100</b> (-01.5 and -03.5 stack height only)	<b>-03.5</b> = 3.5 mm	<b>-S</b> = 30 μ" (0.76 μm) Gold on contact area, Matte Tin on tail			<b>-A</b> = Alignment Pin	<b>-FR</b> = Full Reel Tape & Reel (must order max. quantity per reel; contact Samtec for quantity breaks)
		<b>-06.5</b> = 6.5 mm (ADM6 only)					
		<b>-07.5</b> = 7.5 mm (ADF6 only)					
		<b>-08.5</b> = 8.5 mm (ADM6 only)					



**ADM6**

Board Mates:  
ADF6

Standoffs:  
JSO



LEAD STYLE	A
-01.5	(3.40) .134
-03.5	(5.40) .213
-06.5	(8.40) .331
-08.5	(10.40) .409

View complete specifications at: [samtec.com?ADM6](http://samtec.com?ADM6)


MATED HEIGHTS *				
ADF6 LEAD STYLE	ADM6 LEAD STYLE			
	-01.5	-03.5	-06.5	-08.5
-03.5	(5 mm) .197"	(7 mm) .276"	(10 mm) .394"	(12 mm) .472"
-07.5	(9 mm) .354"	(11 mm) .433"	(14 mm) .551"	(16 mm) .630"

\* Processing conditions will affect mated height.

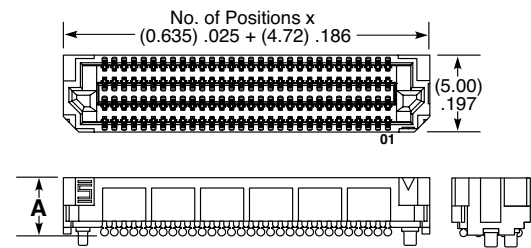
**ADF6**

Board Mates:  
ADM6

Standoffs:  
JSO



LEAD STYLE	A
-03.5	(3.73) .147
-07.5	(7.73) .304



**Notes:**

Some sizes, styles and options are non-standard, non-returnable

View complete specifications at: [samtec.com?ADF6](http://samtec.com?ADF6)