


TRANSZORB® Transient Voltage Suppressors


DO-41 (DO-204AL)

FEATURES

- Glass passivated chip junction
- Available in unidirectional and bidirectional
- 400 W peak pulse power capability with a 10/1000 μ s waveform, repetitive rate (duty cycle): 0.01 %
- Excellent clamping capability
- Very fast response time
- Low incremental surge resistance
- Solder dip 275 °C max. 10 s, per JESD 22-B106
- AEC-Q101 qualified
- Material categorization: for definitions of compliance please see www.vishay.com/doc?99912


RoHS
COMPLIANT

| PRIMARY CHARACTERISTICS | |
|---------------------------------|-------------------------------|
| V_{WM} | 5.8 V to 376 V |
| V_{BR} (unidirectional) | 6.45 V to 462 V |
| V_{BR} (bidirectional) | 6.45 V to 462 V |
| P_{PPM} | 400 W |
| P_D | 1.5 W |
| I_{FSM} (unidirectional only) | 40 A |
| T_J max. | 175 °C |
| Polarity | Unidirectional, bidirectional |
| Package | DO-41 (DO-204AL) |

DEVICES FOR BIDIRECTION APPLICATIONS

For bidirectional types, use B suffix (e.g. BZW04P-6V4B).

Electrical characteristics apply in both directions.

TYPICAL APPLICATIONS

Use in sensitive electronics protection against voltage transients induced by inductive load switching and lighting on ICs, MOSFET, signal lines of sensor units for consumer, computer, industrial, and telecommunication.

MECHANICAL DATA

Case: DO-41 (DO-204AL), molded epoxy over passivated chip

Molding compound meets UL 94 V-0 flammability rating
Base P/N-E3 - RoHS-compliant, commercial grade
Base P/NHE3 - RoHS-compliant, AEC-Q101 qualified

Terminals: matte tin plated leads, solderable per J-STD-002 and JESD22-B102

E3 suffix meets JESD 201 class 1A whisker test, HE3 suffix meets JESD 201 class 2 whisker test

Note

- BZW04-213(B) to BZW04-376(B) for commercial grade only

Polarity: for unidirectional types the color band denotes cathode end, no marking on bidirectional types

| MAXIMUM RATINGS AND THERMAL CHARACTERISTICS ($T_A = 25\text{ °C}$ unless otherwise noted) | | | |
|---|----------------|----------------|------|
| PARAMETER | SYMBOL | LIMIT | UNIT |
| Peak pulse power dissipation with a 10/1000 μ s waveform ⁽¹⁾ (fig. 1) | P_{PPM} | 400 | W |
| Peak pulse current with a 10/1000 μ s waveform ⁽¹⁾ | I_{PPM} | See next table | A |
| Power dissipation on infinite heatsink at $T_L = 75\text{ °C}$ (fig. 5) | P_D | 1.5 | W |
| Peak forward surge current, 8.3 ms single half sine-wave unidirectional only ⁽²⁾ | I_{FSM} | 40 | A |
| Maximum instantaneous forward voltage at 25 A for unidirectional only ⁽³⁾ | V_F | 3.5/5.0 | V |
| Operating junction and storage temperature range | T_J, T_{STG} | -55 to +175 | °C |

Notes

⁽¹⁾ Non-repetitive current pulse, per fig. 3 and derated above $T_A = 25\text{ °C}$ per fig. 2

⁽²⁾ Measured on 8.3 ms single half sine-wave or equivalent square wave, duty cycle = 4 pulses per minute maximum

⁽³⁾ $V_F = 3.5\text{ V}$ for BZW04P(-)188 and below; $V_F = 5.0\text{ V}$ for BZW04P(-)213 and above



| ELECTRICAL CHARACTERISTICS (T _A = 25 °C unless otherwise noted) | | | | | | | | |
|--|---|------|----------------------------------|---------------------------------------|--|---|---|---|
| PART NUMBER | BREAKDOWN VOLTAGE V _{BR} AT I _T (1) (V) | | TEST CURRENT I _T (mA) | STAND-OFF VOLTAGE V _{WM} (V) | MAXIMUM REVERSE LEAKAGE AT V _{WM} I _D (4) (µA) | MAXIMUM PEAK PULSE CURRENT I _{PPM} (2) (A) | MAXIMUM CLAMPING VOLTAGE AT I _{PPM} V _C (V) | MAXIMUM TEMPERATURE COEFFICIENT OF V _{BR} (%/°C) |
| | MIN. | MAX. | | | | | | |
| UNIDIRECTIONAL TYPES | | | | | | | | |
| BZW04-5V8 | 6.45 | 7.14 | 10.0 | 5.80 | 1000 | 38.0 | 10.5 | 0.057 |
| BZW04-6V4 | 7.13 | 7.88 | 10.0 | 6.40 | 500 | 35.4 | 11.3 | 0.061 |
| BZW04-7V0 | 7.79 | 8.61 | 10.0 | 7.02 | 200 | 33.0 | 12.1 | 0.065 |
| BZW04-7V8 | 8.65 | 9.55 | 1.0 | 7.78 | 50 | 30.0 | 13.4 | 0.073 |
| BZW04-8V5 | 9.50 | 10.5 | 1.0 | 8.55 | 10 | 27.6 | 14.5 | 0.075 |
| BZW04-9V4 | 10.5 | 11.6 | 1.0 | 9.4 | 5.0 | 25.7 | 15.6 | 0.075 |
| BZW04-10 | 11.4 | 12.6 | 1.0 | 10.2 | 1.0 | 24.0 | 16.7 | 0.078 |
| BZW04-11 | 12.4 | 13.7 | 1.0 | 11.1 | 1.0 | 22.0 | 18.2 | 0.081 |
| BZW04-13 | 14.3 | 15.8 | 1.0 | 12.8 | 1.0 | 19.0 | 21.2 | 0.084 |
| BZW04-14 | 15.2 | 16.8 | 1.0 | 13.6 | 1.0 | 17.8 | 22.5 | 0.086 |
| BZW04-15 | 17.1 | 18.9 | 1.0 | 15.3 | 1.0 | 16.0 | 25.2 | 0.088 |
| BZW04-17 | 19.0 | 21.0 | 1.0 | 17.1 | 1.0 | 14.5 | 27.7 | 0.090 |
| BZW04-19 | 20.9 | 23.1 | 1.0 | 18.8 | 1.0 | 13.0 | 30.6 | 0.092 |
| BZW04-20 | 22.8 | 25.2 | 1.0 | 20.5 | 1.0 | 12.0 | 33.2 | 0.094 |
| BZW04-23 | 25.7 | 28.4 | 1.0 | 23.1 | 1.0 | 10.7 | 37.5 | 0.096 |
| BZW04-26 | 28.5 | 31.5 | 1.0 | 25.6 | 1.0 | 9.6 | 41.5 | 0.097 |
| BZW04-28 | 31.4 | 34.7 | 1.0 | 28.2 | 1.0 | 8.8 | 45.7 | 0.098 |
| BZW04-31 | 34.2 | 37.8 | 1.0 | 30.8 | 1.0 | 8.0 | 49.9 | 0.099 |
| BZW04-33 | 37.1 | 41.0 | 1.0 | 33.3 | 1.0 | 7.4 | 53.9 | 0.100 |
| BZW04-37 | 40.9 | 45.2 | 1.0 | 36.8 | 1.0 | 6.7 | 59.3 | 0.101 |
| BZW04-40 | 44.7 | 49.4 | 1.0 | 40.2 | 1.0 | 6.2 | 64.8 | 0.101 |
| BZW04-44 | 48.5 | 53.6 | 1.0 | 43.6 | 1.0 | 5.7 | 70.1 | 0.102 |
| BZW04-48 | 53.2 | 58.8 | 1.0 | 47.8 | 1.0 | 5.2 | 77.0 | 0.103 |
| BZW04-53 | 58.9 | 65.1 | 1.0 | 53.0 | 1.0 | 4.7 | 85.0 | 0.104 |
| BZW04-58 | 64.6 | 71.4 | 1.0 | 58.1 | 1.0 | 4.3 | 92.0 | 0.104 |
| BZW04-64 | 71.3 | 78.8 | 1.0 | 64.1 | 1.0 | 3.9 | 103 | 0.105 |
| BZW04-70 | 77.9 | 86.1 | 1.0 | 70.1 | 1.0 | 3.5 | 113 | 0.105 |
| BZW04-78 | 86.5 | 95.5 | 1.0 | 78.0 | 1.0 | 3.2 | 125 | 0.105 |
| BZW04-85 | 95.0 | 105 | 1.0 | 85.5 | 1.0 | 2.9 | 137 | 0.106 |
| BZW04-94 | 105 | 116 | 1.0 | 94.0 | 1.0 | 2.6 | 152 | 0.107 |
| BZW04-102 | 114 | 126 | 1.0 | 102 | 1.0 | 2.4 | 165 | 0.107 |
| BZW04-110 | 124 | 137 | 1.0 | 111 | 1.0 | 2.2 | 179 | 0.107 |
| BZW04-128 | 143 | 158 | 1.0 | 128 | 1.0 | 2.0 | 207 | 0.108 |
| BZW04-136 | 152 | 168 | 1.0 | 136 | 1.0 | 1.8 | 219 | 0.108 |
| BZW04-145 | 161 | 179 | 1.0 | 145 | 1.0 | 1.7 | 234 | 0.108 |
| BZW04-154 | 171 | 189 | 1.0 | 154 | 1.0 | 1.6 | 246 | 0.108 |
| BZW04-171 | 190 | 210 | 1.0 | 171 | 1.0 | 1.5 | 274 | 0.108 |
| BZW04-188 | 209 | 231 | 1.0 | 188 | 1.0 | 1.4 | 301 | 0.108 |
| BZW04-213 | 237 | 263 | 1.0 | 213 | 1.0 | 1.2 | 344 | 0.110 |
| BZW04-239 | 266 | 294 | 1.0 | 239 | 1.0 | 1.1 | 384 | 0.110 |
| BZW04-256 | 285 | 315 | 1.0 | 256 | 1.0 | 1.0 | 414 | 0.110 |
| BZW04-273 | 304 | 336 | 1.0 | 273 | 1.0 | 0.90 | 438 | 0.110 |
| BZW04-299 | 332 | 368 | 1.0 | 299 | 1.0 | 0.80 | 482 | 0.110 |
| BZW04-342 | 380 | 420 | 1.0 | 342 | 1.0 | 0.75 | 548 | 0.110 |
| BZW04-376 | 418 | 462 | 1.0 | 376 | 1.0 | 0.67 | 603 | 0.110 |

**ELECTRICAL CHARACTERISTICS** ($T_A = 25\text{ }^\circ\text{C}$ unless otherwise noted)

| PART NUMBER | BREAKDOWN VOLTAGE V_{BR} AT I_T ⁽¹⁾ (V) | | TEST CURRENT I_T (mA) | STAND-OFF VOLTAGE V_{WM} (V) | MAXIMUM REVERSE LEAKAGE AT V_{WM} I_D ⁽⁴⁾ (μA) | MAXIMUM PEAK PULSE CURRENT I_{PPM} ⁽²⁾ (A) | MAXIMUM CLAMPING VOLTAGE AT I_{PPM} V_C (V) | MAXIMUM TEMPERATURE COEFFICIENT OF V_{BR} (%/ $^\circ\text{C}$) |
|----------------------------|--|------|-------------------------|--------------------------------|--|---|---|--|
| | MIN. | MAX. | | | | | | |
| BIDIRECTIONAL TYPES | | | | | | | | |
| BZW04-5V8B | 6.45 | 7.14 | 10.0 | 5.80 | 1000 | 38.0 | 10.5 | 0.057 |
| BZW04-6V4B | 7.13 | 7.88 | 10.0 | 6.40 | 500 | 35.4 | 11.3 | 0.061 |
| BZW04-7V0B | 7.79 | 8.61 | 10.0 | 7.02 | 200 | 33.0 | 12.1 | 0.065 |
| BZW04-7V8B | 8.65 | 9.55 | 1.0 | 7.78 | 50 | 30.0 | 13.4 | 0.073 |
| BZW04-8V5B | 9.50 | 10.5 | 1.0 | 8.55 | 10 | 27.6 | 14.5 | 0.075 |
| BZW04-9V4B | 10.5 | 11.6 | 1.0 | 9.4 | 5.0 | 25.7 | 15.6 | 0.075 |
| BZW04-10B | 11.4 | 12.6 | 1.0 | 10.2 | 1.0 | 24.0 | 16.7 | 0.078 |
| BZW04-11B | 12.4 | 13.7 | 1.0 | 11.1 | 1.0 | 22.0 | 18.2 | 0.081 |
| BZW04-13B | 14.3 | 15.8 | 1.0 | 12.8 | 1.0 | 19.0 | 21.2 | 0.084 |
| BZW04-14B | 15.2 | 16.8 | 1.0 | 13.6 | 1.0 | 17.8 | 22.5 | 0.086 |
| BZW04-15B | 17.1 | 18.9 | 1.0 | 15.3 | 1.0 | 16.0 | 25.2 | 0.088 |
| BZW04-17B | 19.0 | 21.0 | 1.0 | 17.1 | 1.0 | 14.5 | 27.7 | 0.090 |
| BZW04-19B | 20.9 | 23.1 | 1.0 | 18.8 | 1.0 | 13.0 | 30.6 | 0.092 |
| BZW04-20B | 22.8 | 25.2 | 1.0 | 20.5 | 1.0 | 12.0 | 33.2 | 0.094 |
| BZW04-23B | 25.7 | 28.4 | 1.0 | 23.1 | 1.0 | 10.7 | 37.5 | 0.096 |
| BZW04-26B | 28.5 | 31.5 | 1.0 | 25.6 | 1.0 | 9.6 | 41.5 | 0.097 |
| BZW04-28B | 31.4 | 34.7 | 1.0 | 28.2 | 1.0 | 8.8 | 45.7 | 0.098 |
| BZW04-31B | 34.2 | 37.8 | 1.0 | 30.8 | 1.0 | 8.0 | 49.9 | 0.099 |
| BZW04-33B | 37.1 | 41.0 | 1.0 | 33.3 | 1.0 | 7.4 | 53.9 | 0.100 |
| BZW04-37B | 40.9 | 45.2 | 1.0 | 36.8 | 1.0 | 6.7 | 59.3 | 0.101 |
| BZW04-40B | 44.7 | 49.4 | 1.0 | 40.2 | 1.0 | 6.2 | 64.8 | 0.101 |
| BZW04-44B | 48.5 | 53.6 | 1.0 | 43.6 | 1.0 | 5.7 | 70.1 | 0.102 |
| BZW04-48B | 53.2 | 58.8 | 1.0 | 47.8 | 1.0 | 5.2 | 77.0 | 0.103 |
| BZW04-53B | 58.9 | 65.1 | 1.0 | 53.0 | 1.0 | 4.7 | 85.0 | 0.104 |
| BZW04-58B | 64.6 | 71.4 | 1.0 | 58.1 | 1.0 | 4.3 | 92.0 | 0.104 |
| BZW04-64B | 71.3 | 78.8 | 1.0 | 64.1 | 1.0 | 3.9 | 103 | 0.105 |
| BZW04-70B | 77.9 | 86.1 | 1.0 | 70.1 | 1.0 | 3.5 | 113 | 0.105 |
| BZW04-78B | 86.5 | 95.5 | 1.0 | 78.0 | 1.0 | 3.2 | 125 | 0.105 |
| BZW04-85B | 95.0 | 105 | 1.0 | 85.5 | 1.0 | 2.9 | 137 | 0.106 |
| BZW04-94B | 105 | 116 | 1.0 | 94.0 | 1.0 | 2.6 | 152 | 0.107 |
| BZW04-102B | 114 | 126 | 1.0 | 102 | 1.0 | 2.4 | 165 | 0.107 |
| BZW04-110B | 124 | 137 | 1.0 | 111 | 1.0 | 2.2 | 179 | 0.107 |
| BZW04-128B | 143 | 158 | 1.0 | 128 | 1.0 | 2.0 | 207 | 0.108 |
| BZW04-136B | 152 | 168 | 1.0 | 136 | 1.0 | 1.8 | 219 | 0.108 |
| BZW04-145B | 161 | 179 | 1.0 | 145 | 1.0 | 1.7 | 234 | 0.108 |
| BZW04-154B | 171 | 189 | 1.0 | 154 | 1.0 | 1.6 | 246 | 0.108 |
| BZW04-171B | 190 | 210 | 1.0 | 171 | 1.0 | 1.5 | 274 | 0.108 |
| BZW04-188B | 209 | 231 | 1.0 | 188 | 1.0 | 1.4 | 301 | 0.108 |
| BZW04-213B | 237 | 263 | 1.0 | 213 | 1.0 | 1.2 | 344 | 0.110 |
| BZW04-239B | 266 | 294 | 1.0 | 239 | 1.0 | 1.1 | 384 | 0.110 |
| BZW04-256B | 285 | 315 | 1.0 | 256 | 1.0 | 1.0 | 414 | 0.110 |
| BZW04-273B | 304 | 336 | 1.0 | 273 | 1.0 | 0.90 | 438 | 0.110 |
| BZW04-299B | 332 | 368 | 1.0 | 299 | 1.0 | 0.80 | 482 | 0.110 |
| BZW04-342B | 380 | 420 | 1.0 | 342 | 1.0 | 0.75 | 548 | 0.110 |
| BZW04-376B | 418 | 462 | 1.0 | 376 | 1.0 | 0.67 | 603 | 0.110 |

Notes⁽¹⁾ Pulse test: $t_p \geq 50\text{ ms}$ ⁽²⁾ Surge current waveform per fig. 3 and derated per fig. 2⁽³⁾ All terms and symbols are consistent with ANSI/IEEE C62.35⁽⁴⁾ For bidirectional types having V_{WM} of 10 V and less, the I_D limit is doubled



| ORDERING INFORMATION (Example) | | | | |
|--------------------------------|-----------------|------------------------|---------------|----------------------------------|
| PREFERRED P/N | UNIT WEIGHT (g) | PREFERRED PACKAGE CODE | BASE QUANTITY | DELIVERY MODE |
| BZW0410-E3/54 | 0.350 | 54 | 550 | 13" diameter paper tape and reel |
| BZW0410HE3/54 (1) | 0.350 | 54 | 550 | 13" diameter paper tape and reel |

Note

(1) AEC-Q101 qualified

RATINGS AND CHARACTERISTICS CURVES ($T_A = 25\text{ }^\circ\text{C}$ unless otherwise noted)

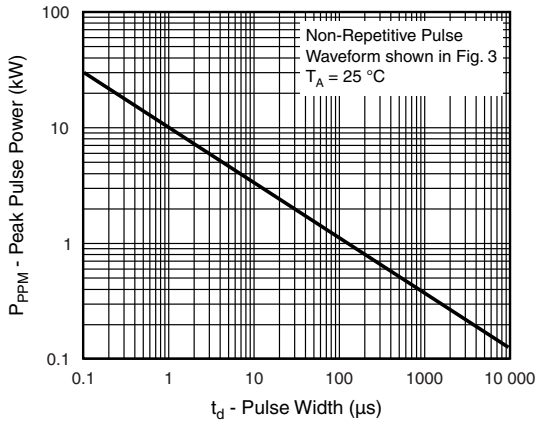


Fig. 1 - Peak Pulse Power Rating Curve

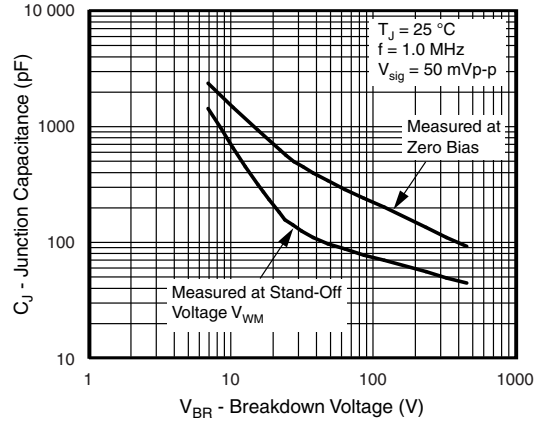


Fig. 4 - Typical Junction Capacitance

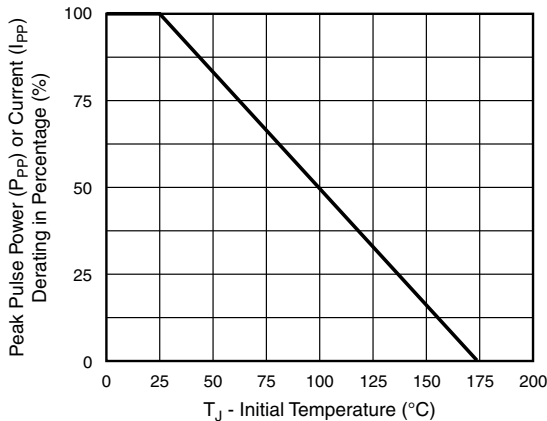


Fig. 2 - Pulse Power or Current vs. Initial Junction Temperature

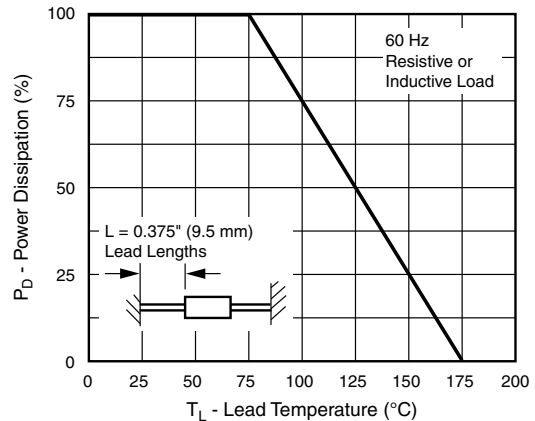


Fig. 5 - Power Derating Curve

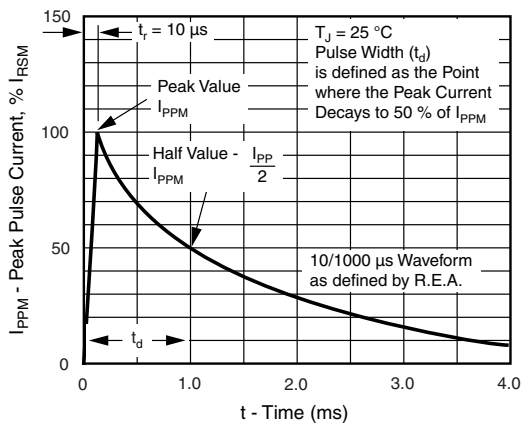


Fig. 3 - Pulse Waveform

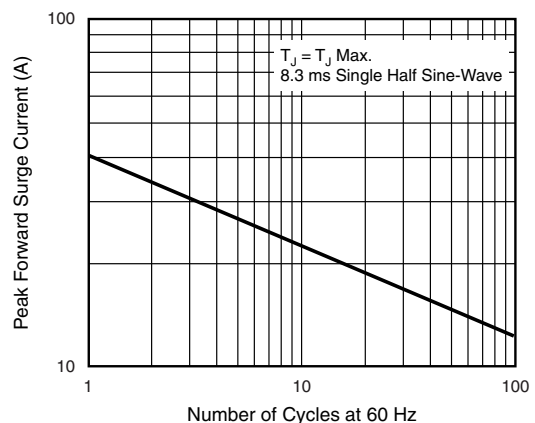
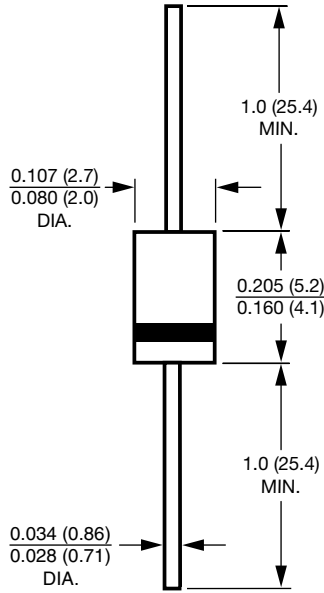


Fig. 6 - Max. Non-Repetitive Forward Surge Current Unidirectional Only



PACKAGE OUTLINE DIMENSIONS in inches (millimeters)

DO-41 (DO-204AL)





Disclaimer

ALL PRODUCT, PRODUCT SPECIFICATIONS AND DATA ARE SUBJECT TO CHANGE WITHOUT NOTICE TO IMPROVE RELIABILITY, FUNCTION OR DESIGN OR OTHERWISE.

Vishay Intertechnology, Inc., its affiliates, agents, and employees, and all persons acting on its or their behalf (collectively, "Vishay"), disclaim any and all liability for any errors, inaccuracies or incompleteness contained in any datasheet or in any other disclosure relating to any product.

Vishay makes no warranty, representation or guarantee regarding the suitability of the products for any particular purpose or the continuing production of any product. To the maximum extent permitted by applicable law, Vishay disclaims (i) any and all liability arising out of the application or use of any product, (ii) any and all liability, including without limitation special, consequential or incidental damages, and (iii) any and all implied warranties, including warranties of fitness for particular purpose, non-infringement and merchantability.

Statements regarding the suitability of products for certain types of applications are based on Vishay's knowledge of typical requirements that are often placed on Vishay products in generic applications. Such statements are not binding statements about the suitability of products for a particular application. It is the customer's responsibility to validate that a particular product with the properties described in the product specification is suitable for use in a particular application. Parameters provided in datasheets and / or specifications may vary in different applications and performance may vary over time. All operating parameters, including typical parameters, must be validated for each customer application by the customer's technical experts. Product specifications do not expand or otherwise modify Vishay's terms and conditions of purchase, including but not limited to the warranty expressed therein.

Hyperlinks included in this datasheet may direct users to third-party websites. These links are provided as a convenience and for informational purposes only. Inclusion of these hyperlinks does not constitute an endorsement or an approval by Vishay of any of the products, services or opinions of the corporation, organization or individual associated with the third-party website. Vishay disclaims any and all liability and bears no responsibility for the accuracy, legality or content of the third-party website or for that of subsequent links.

Except as expressly indicated in writing, Vishay products are not designed for use in medical, life-saving, or life-sustaining applications or for any other application in which the failure of the Vishay product could result in personal injury or death. Customers using or selling Vishay products not expressly indicated for use in such applications do so at their own risk. Please contact authorized Vishay personnel to obtain written terms and conditions regarding products designed for such applications.

No license, express or implied, by estoppel or otherwise, to any intellectual property rights is granted by this document or by any conduct of Vishay. Product names and markings noted herein may be trademarks of their respective owners.