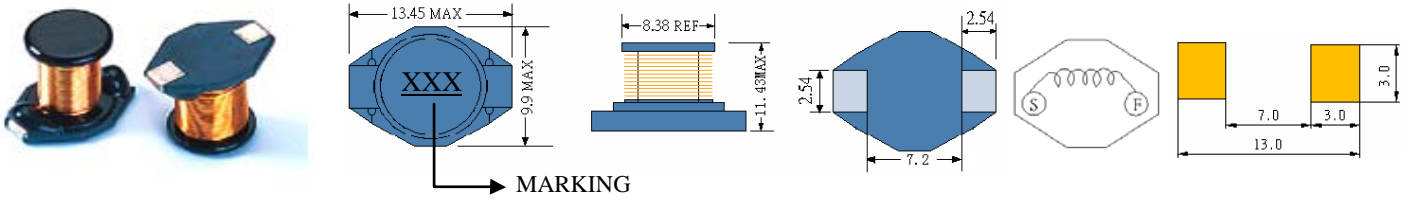


SC3340F

SMD POWER INDUCTORS



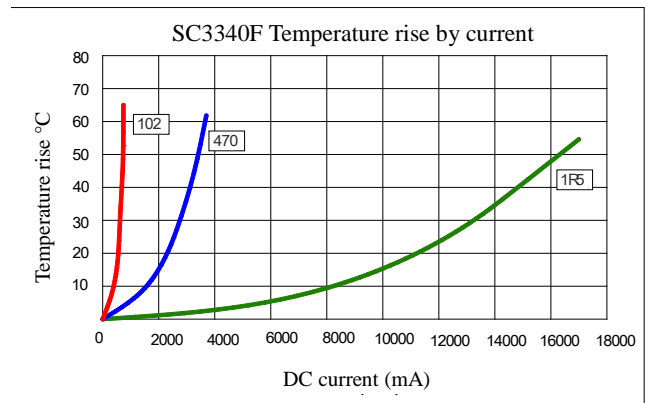
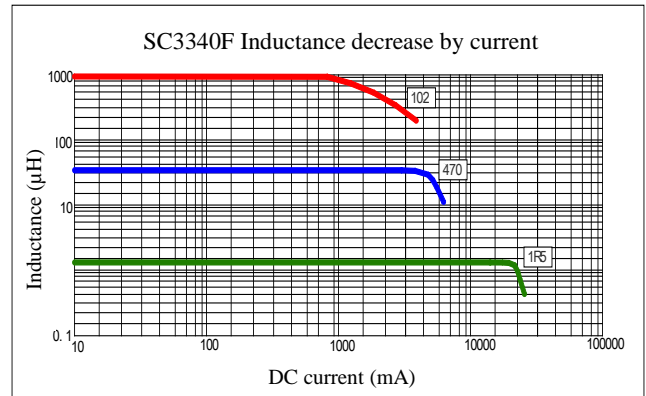
• Features

1. Open frame construction
2. Excellent Power Density
3. Engineered to Provide High Efficiency



ELECTRICAL CHARACTERISTICS

Part NumSer	Inductance (uH) (1)	Test Frequency	DC Resistance (Ω MAX) (2)	Saturation Current (3) (A)	Temperature Current (4) (A)
SC3340F-1R5	1.5	100KHZ	11m	18	13.5
SC3340F-2R2	2.2	100KHZ	15m	14	11.5
SC3340F-3R3	3.3	100KHZ	12m	15	10.5
SC3340F-4R7	4.7	100KHZ	25m	10	8.50
SC3340F-6R8	6.8	100KHZ	30m	9.5	6.10
SC3340F-8R0	8.0	100KHZ	35m	9.0	5.60
SC3340F-100	10	100KHZ	40m	8.0	5.40
SC3340F-150	15	100KHZ	50m	7.0	4.50
SC3340F-220	22	100KHZ	66m	5.5	3.80
SC3340F-330	33	100KHZ	80m	4.0	3.30
SC3340F-470	47	100KHZ	110m	3.8	2.80
SC3340F-680	68	100KHZ	170m	3.0	2.10
SC3340F-101	100	100KHZ	220m	2.5	1.80
SC3340F-151	150	100KHZ	340m	2.0	1.50
SC3340F-221	220	100KHZ	440m	1.6	1.20
SC3340F-331	330	100KHZ	700m	1.2	1.00
SC3340F-471	470	100KHZ	1.1	1.0	0.71
SC3340F-681	680	100KHZ	1.2	1.0	0.64
SC3340F-102	1000	100KHZ	2.0	0.8	0.58



- (1). Inductance tolerance $\pm 20\%$ tested at 0.25V, 0ADC and 25°C.
- (2). DCR measured at 25°C.
- (3). The DC current at which the inductance decreases by 10% from its initial value.
- (4). The DC current that results in a 40°C temperature rise from 25°C ambient.

[Click here for QUANTITY PER REEL & PACKING INFORMATION](#)

Custom versions available upon request.

© 2019 Signal Transformer – Specification subject to change without notice. 12.19