

60S Series

Surface Mount
Metal Plate Current Sense



FEATURES

- Superior thermal expansion cycling
- Inductance less than 10 nanohenries
- Flameproof
- Solderable pads: Tin (Sn) plate
- Lead flexible for thermal expansion
- Low termination stress (“J” terminals)
- Shape provides cooler operation
- Custom values available

APPLICATIONS

- Current sensing
- Low inductance
- AC applications
- Feedback

SERIES SPECIFICATIONS

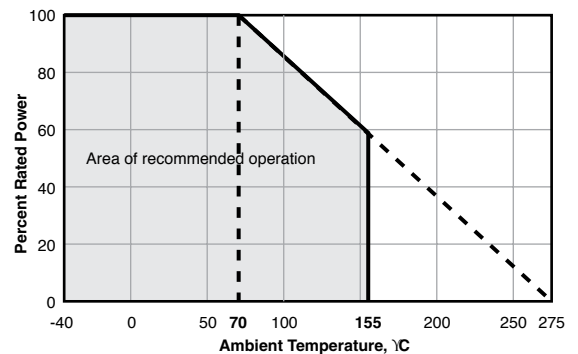
Type	Tolerance	TCR (ppm/C°)	Power Rating (watts)	Resistance Values (Ω)	Rated Ambient Temp. (°C)	Operating Temp. Range (°C)	Qty./ Reel
602SJR	±5%	±100	0.25	0.003, 0.005	+70°C	-40 - +155	2000
605SJR <i>Discontinued*</i>	±5%	±100	0.5	0.002, 0.0375, 0.005, 0.008	+70°C	-40 - +155	2000
610SJR	±5%	±350	1	0.002, 0.003	+85°C	-40 - +155	1500

* 605SJR discontinued March 2017, Specifications remain for reference only

CHARACTERISTICS

Parameter	Requirement	Test Method (JIS C 5202)
Resistance	Within regulated tolerance	25°C
T.C.R.	Within specified T.C.R.	Room temperature/100°C up
Resistance to Solder Heat	±2.0%	350°C ± 10°C, 3 seconds
Solderability	95% coverage minimum	235°C ± 5°C, 5 seconds
Moisture Resistance	±3.0%	40°C, 90 - 95% RH, 1000 hours, no load
Moisture Resistance	±5.0%	Power rating x 1/10, 40°C, 90 - 95% RH, 1000 hours, 1.5 hr ON, 0.5 hr OFF cycle
Load Life	±5.0%	Rating voltage, 1000 hours, 1.5 hr ON, 0.5 hr OFF cycle

Derating



60S Series

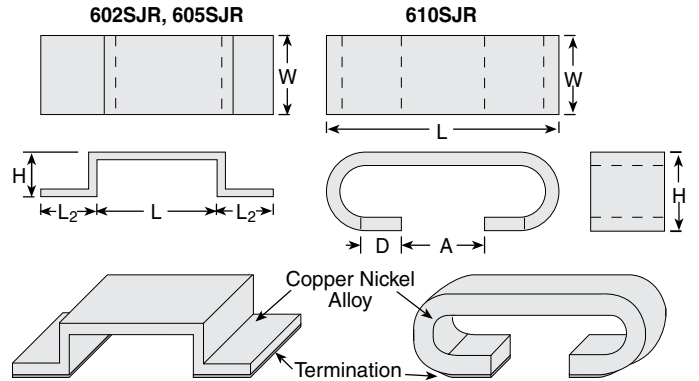
Surface Mount Metal Plate Current Sense

DIMENSIONS

inches (mm)

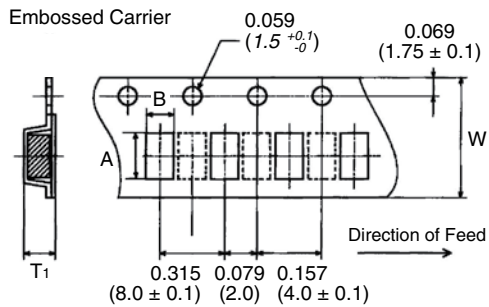
	L	L2	H	W
602SJR	0.39 ± .008 (10.0 ± 0.2)	0.018 ± .008 (2 ± 0.2)	0.024 (0.6 ± 0.1)	0.118 ± .008 (3.0 ± 0.2)
605SJR	0.39 ± .008 (10.0 ± 0.2)	0.018 ± .008 (2 ± 0.2)	0.079 (2 max.)	0.20 ± .008 (5.2 ± 0.2)

	L	H	D	A	W
610SJR	0.44 ± .016 (11.2 ± 0.4)	0.137 ± .016 (3.5 ± 0.4)	0.095 ± .010 (2.35 ± 0.25)	0.189 ± .030 (4.8 ± .75)	0.126 ± .016 (3.2 ± 0.40)



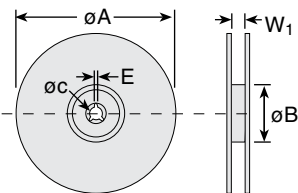
PACKAGING SPECIFICATIONS

inches (mm)



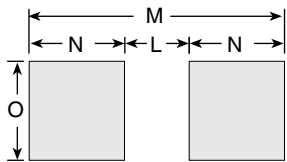
Tape

Type	A	B	W	T1
602SJR	0.057 (1.45 ± 0.2)	0.134 (3.4 ± 0.2)	0.079 (2.0)	0.098 (2.5 ± 0.2)
605SJR	0.057 (1.45 ± 0.2)	0.224 (5.7 ± 0.2)	0.079 (2.0)	0.091 (2.3 ± 0.2)
610SJR	0.461 (11.7 ± 0.1)	0.169 (4.3 ± 0.1)	0.945 (24.0 ± 0.2)	—



Reel

Type	A	B	C	E	W1	qty./reel
602SJR	10.0	3.15	0.511	0.079	1.0	2000
605SJR	(255 ± 0.0 - 3.0)	(80 ± 1.0 - 0)	(13.0 ± 0.2)	(2.0 ± 0.5)	(25.5 ± 2.0)	
610SJR	12.99 (330 ± 2.0)	3.94 (100 ± 2.0)	0.511 (13.0 ± 0.2)	0.079 (2.0 ± 0.5)	1.0 (25.5 ± 2.0)	1500



Land pattern

Type	M	N	O	L
602SJR	0.622 (16.0)	0.118 (3.0)	0.150 (3.8)	0.394 (10.0)
605SJR	0.622 (16.0)	0.118 (3.0)	0.236 (6.0)	0.394 (10.0)
610SJR	0.369 (9.36)	0.121 (3.07)	0.142 (3.60)	0.127 (3.22)

Land pattern dimensions are for reference only

ORDERING INFORMATION

Standard Part Numbers for 60S Series

Ohms	Wattage:	Series:	602SJR	610SJR
0.00200Ω	0.25 watt			610SJR00200E-T
0.00300Ω	0.25 watt		602SJR00300E-T	610SJR00300E-T
0.00375Ω	0.25 watt			
0.00500Ω	0.25 watt		602SJR00500E-T	

RoHS Compliant

602SJR00300E-T

Type & Power Rating
602S = 0.25 watt
605S = 0.5 watt
610S = 1 watt

Tolerance
J = 5%

Ohms
R00200 = 0.00200Ω
R00300 = 0.00300Ω
R00375 = 0.00375Ω

Packaging
T = tape and reel (optional)