

1

2

3

4

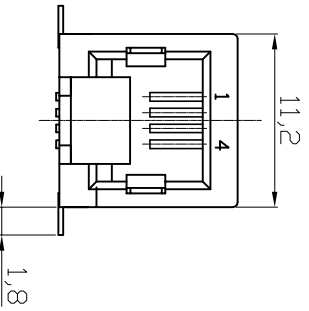
5

6

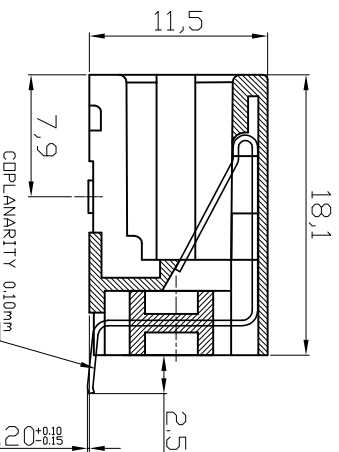
7

A

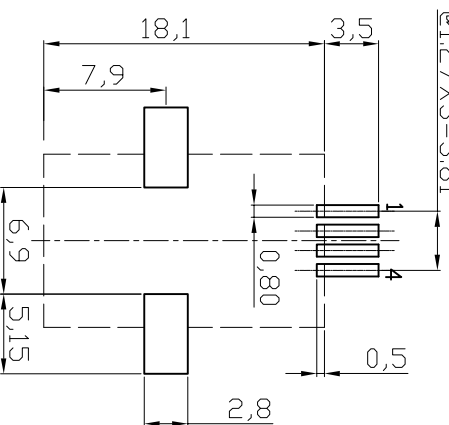
11,2



18,1

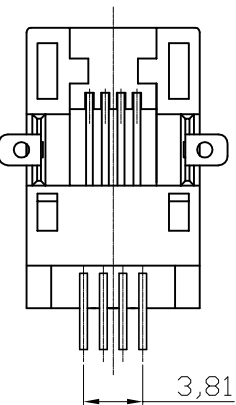


Ø1,27X3=3,81



PC Board Layout  
Component Side View

3,81



A

B

B

C

C

D

D

E

E

F

F

G

G

H

H

P90

NOTES:

ELECTRICAL:

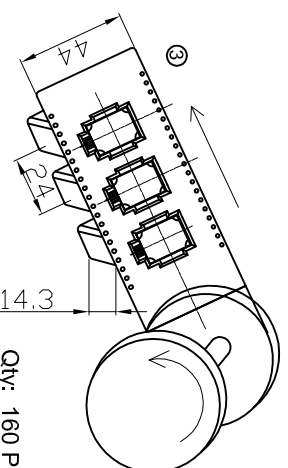
- 1. VOLTAGE RATING : 125 VAC.
- 2. CURRENT RATING : 1.5 AMP.
- 3. CONTACT RESISTANCE : 35 MILLIOHMS MAX.
- 4. INSULATION RESISTANCE : 1000 MEGOHMS MIN. @ 500 VDC.
- 5. DIELECTRIC STRENGTH : 1000 VAC 60Hz, 1MIN.

MECHANICAL:

- 1. HOUSING MATERIAL : PART UL94V-0, COLOUR-BK.
- 2. CONTACT MATERIAL : PHOSPHOR BRONZE ±0,35mm.
- ④ 3. PLATING : 6µ" GOLD ON CONTACT AREA  
100~200µ" TIN ON SOLDER AREA  
ALL OVER 30~50µ" NICKEL.

ENVIRONMENTAL:

- 4. OPERATING LIFE : 750 CYCLES MIN.
- 5. PCB RETENTION POST-SOLDER : 10 LBS MIN.
- 1. STORAGE : -40°C TO +85°C.
- 2. OPERATION TEMPERATURE : -40°C TO +85°C.
- 3. REFLOW SOLDERING TEMPERATURE : 255°C~265°C (5~10 SECONDS).



Qty: 160 PCS per Reel

**RoHS compliant**  
Unit: mm



File No.: E345352

Scale	Free	Customer-No.	
TOLERANCE		ASSMANN WSW-No.	A-200040-LP/SMT-A
.X	±0.20	Drawing-No.	ASS 1050A CO
.XX	±0.15		rev04
.XXX	±0.10	Replace	SHEET
DIM	TOL		
Angle	±5°		
①		Id.	Modification
②	Update	Date	Name
③	Correction	22.01.2004	Hellwig
④	Update the contact plating	25.08.2015	Amy
		21.11.2011	Lucas
		15.07.2009	Dean
		22.01.2004	Hellwig

**ASSMANN**  
WSW components

ASSMANN WSW-No. A-200040-LP/SMT-A  
Drawing-No. ASS 1050A CO  
rev04  
Replace SHEET

1

2

3

4

5

6

7

P90