

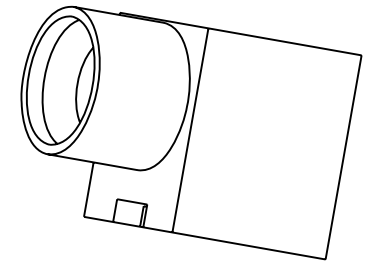
NOTES:

1. MATERIALS AND FINISHES:
 - BODY - BRASS, GOLD PLATING
 - COVER - BRASS, NICKEL PLATED
 - CONTACT - BERYLLIUM COPPER, GOLD PLATING
 - INSULATORS - PEEK
 - INSULATOR DISC - PTFE
2. ELECTRICAL:
 - A. IMPEDANCE: 50 OHM
 - B. FREQUENCY RANGE: DC - 6 GHz
 - C. DIELECTRIC WITHSTANDING VOLTAGE: 500 VRMS, MIN.
3. MECHANICAL:
 - A. DURABILITY: 100 CYCLES MIN.
 - B. TEMPERATURE RANGE: -55° C TO 155° C
4. PACKAGING: TAPE & REEL
 - A. QUANTITY: 1000 PCS / REEL
 - B. MARKING: REEL MARKED "AMPHENOL RF, 925-168J-5IPT, DATE CODE"

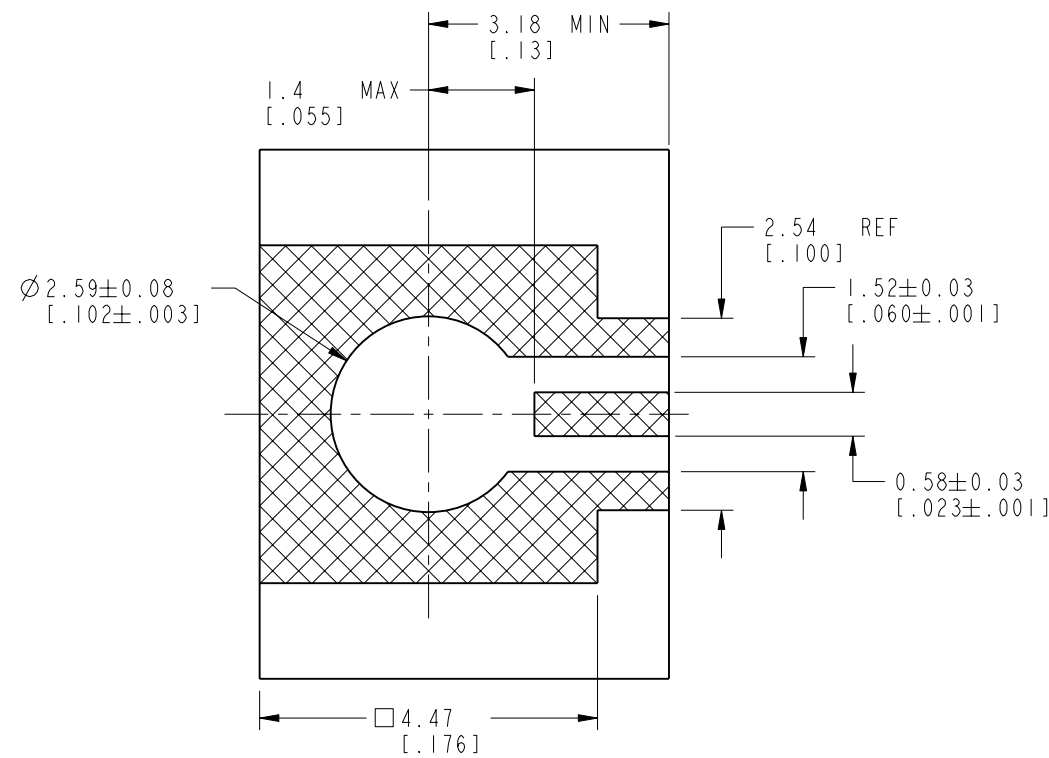
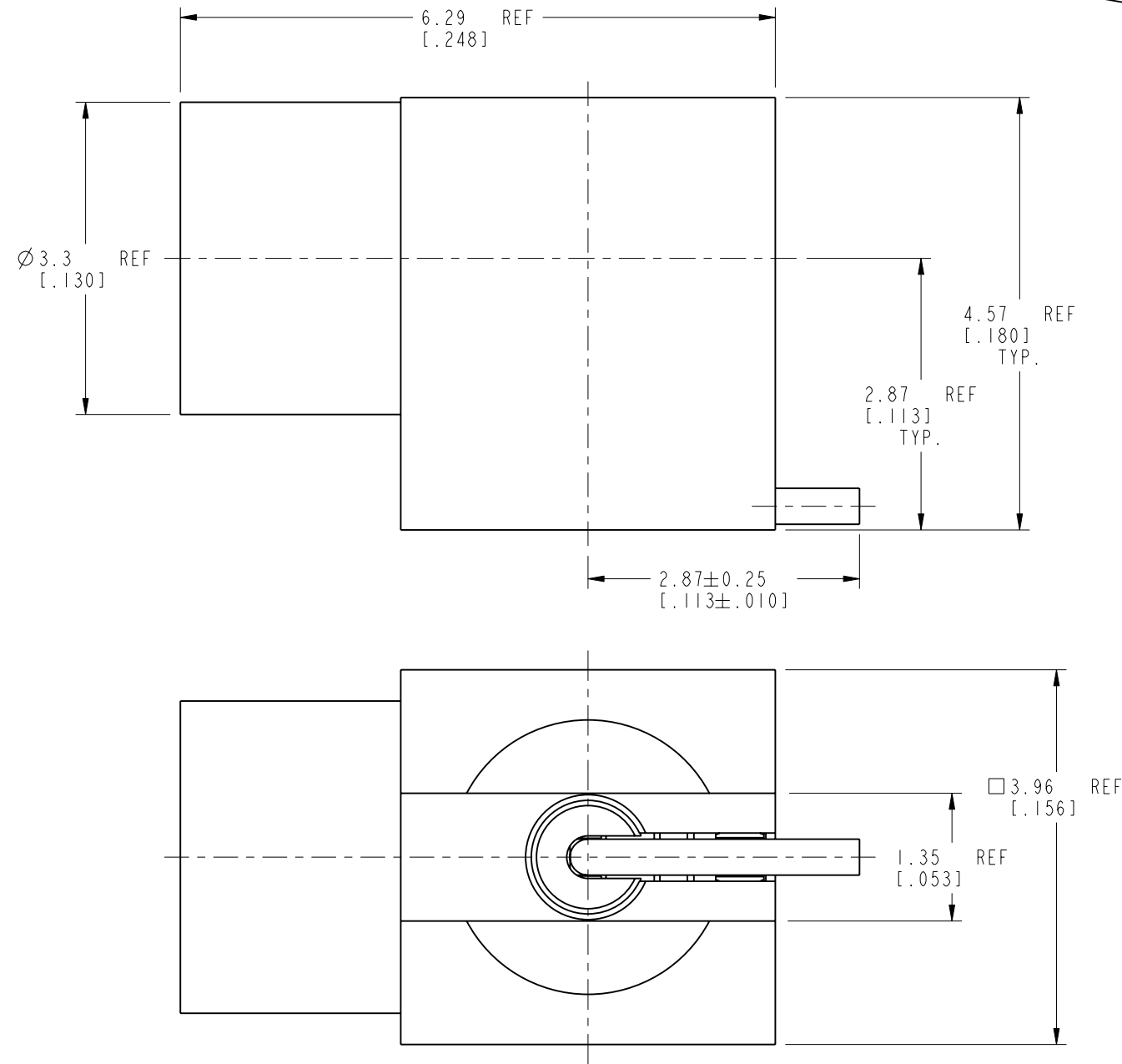
THIRD ANGLE PROJ.

REVISIONS

REV	DESCRIPTION	DATE	ECN	APPR
A	RELEASE TO MFG.	27-Mar-19	11023	EH



SCALE 6.000



**RECOMMENDED
PCB LAYOUT**

CUSTOMER OUTLINE DRAWING

ALL OTHER SHEETS ARE FOR INTERNAL USE ONLY

UNLESS OTHERWISE SPECIFIED, DIMENSIONS ARE IN METRIC AND TOLERANCES ARE:
 <0.5mm ±0.05mm 0.5 - 6mm ±0.1mm 6 - 30mm ±0.2mm 30 - 120mm ±0.3mm ANGLES ±1°

NOTICE - These drawings, specifications, or other data (1) are, and remain the property of Amphenol corp. (2) must be returned upon request; and (3) are confidential and not to be disclosed to any person other than those to whom they are given by Amphenol Corp. the furnishing of these drawings, specifications, or other data by Amphenol Corp., or to any other person to anyone for any purpose is not to be regarded by implication or otherwise in any manner licensing, granting rights to permitting such holder or any other person to manufacture, use or sell any product, process or design, patented or otherwise, that may in any way be related to or disclosed by said drawings, specifications, or other data.

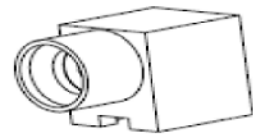
MATERIAL SEE NOTES	DRAWN W. ZENG	DATE 23-Sep-19
REFERENCE EAR# 7460	ENGINEER S. DUAN	DATE 23-Sep-19
REF:	APPROVED S. HSIEH	DATE 23-Sep-19
CONFIGURATION LEVEL: In Work	CAD FILE	
FINISH		

TITLE SMPM JACK, R/A SURFACE MOUNT, FULL DETENT
SCALE: 15.0:1.0 SHEET 2 OF 3
DWG SIZE B
REV A

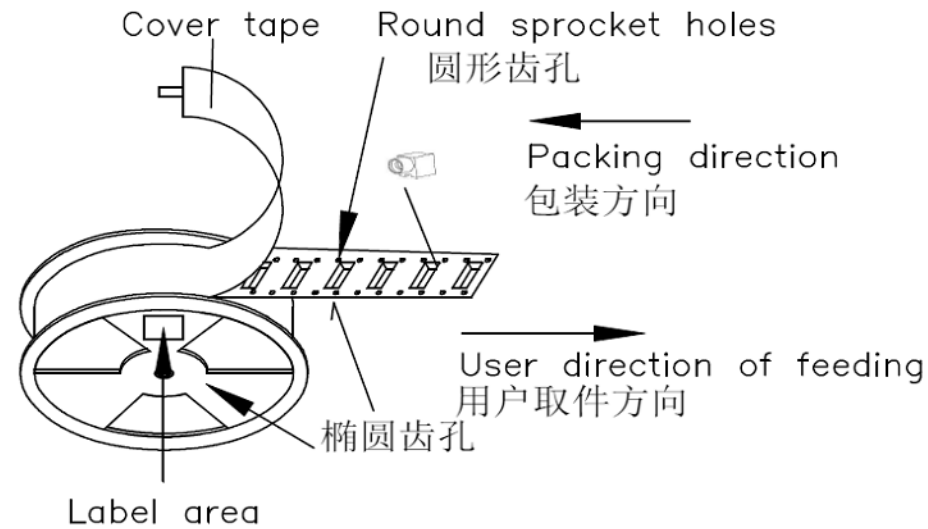
Amphenol RF
www.amphenolrf.com
DRAWING NO. 925-168J-5IPT
ITEM NO. 925-168J-5IPT
PART NO. 925-168J-5IPT

REV	DESCRIPTION	DATE	ECN	APPR
A	RELEASE TO MFG.	27-Mar-19	11023	EH

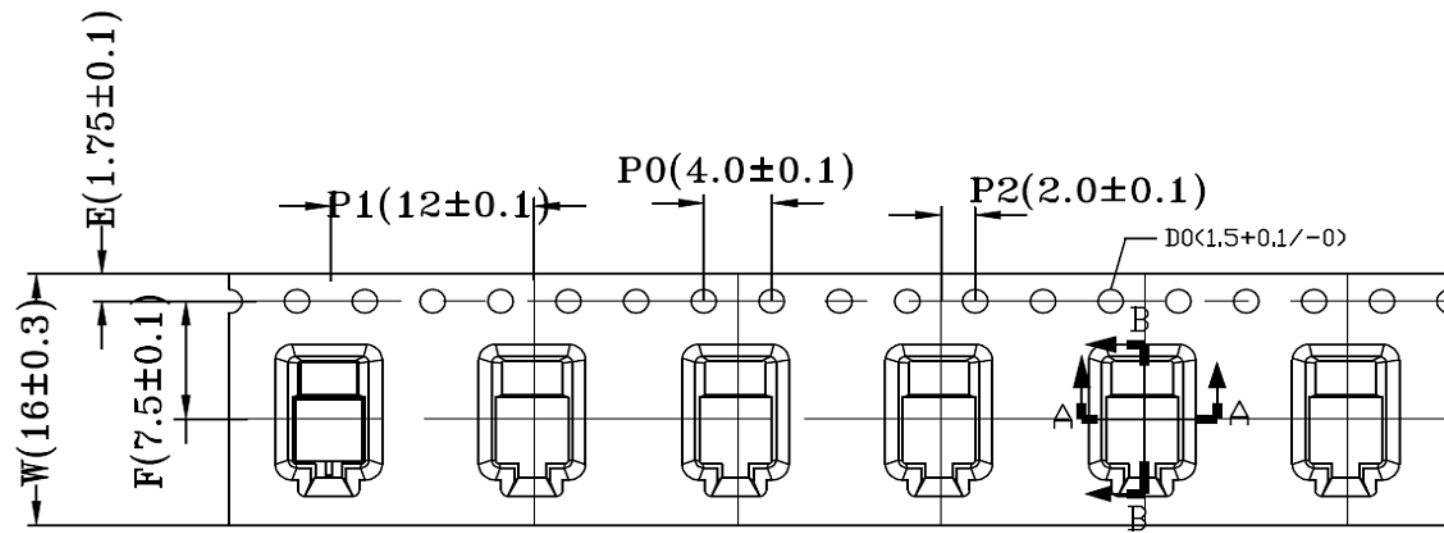
零件图



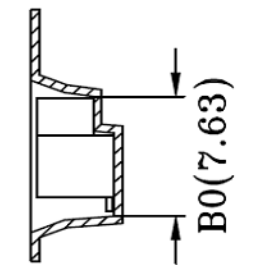
925-168J-51PT



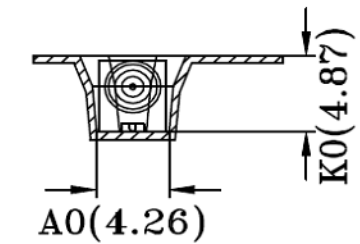
TAPE&REEL示意图



载带卷料方向



SECTION B-B



SECTION A-A

Notes:

- 10 sprocket hole pitch cumulative tolerance $\pm 0.20\text{mm}$
(每10个链轮齿孔直径累计公差为 $\pm 0.2\text{mm}$)
- Carrier camber not to exceed 1mm in 250mm.
(传送料带弯曲变形度每250MM不超过1MM)
- A₀ and B₀ measured on a plane 0.3mm above the bottom of the pocket.(A₀与B₀在同一平面测量且距口袋底部0.3MM)
- K₀ measured from a plane on the inside bottom of the pocket to the top surface of the carrier.
(K₀为口袋底部与材料表面的平面距离。)
- All dimensions meet EIA-481-D requirements.
(所有尺寸符合EIA-481-D标准要求。)
- Material: Black Antistatic polystyrene .
(材料: 黑色聚苯乙烯。)
- Thickness: 0.50 ± 0.05 mm.
(厚度: 0.50 ± 0.05 毫米。)
- Packing length per 13" reel : 12.96Meters.
(每个13"卷轴包装长度12.96米。)
- Component loader per 13" reel : 1000pcs.
(每个13"卷轴可装1000个零件。)

包装信息	
卷盘	330mmx16mm
卷盘信息	宝蓝连体盘
上封带	13.3MM
每盘格数	1000pcs+前后各空40pcs
生产模具信息	
间距	12mm
模具穴数	8穴
成型模数	135模
每盘长度	12.96M

ITEM	W	A ₀	B ₀	K ₀	K ₁	P ₁	F	E	D ₀	D ₁	P ₀	P ₂	T
DIM	16 ± 0.3	4.26 ± 0.1	7.63 ± 0.1	4.87 ± 0.1		12.0 ± 0.1	7.5 ± 0.1	1.75 ± 0.1	1.5 $^{+0.1}_{-0.00}$		4.0 ± 0.1	2.0 ± 0.1	0.5 ± 0.05

UNLESS OTHERWISE SPECIFIED, DIMENSIONS ARE IN METRIC AND TOLERANCES ARE:
 <0.5mm 0.5 - 6mm 6 - 30mm 30 - 120mm ANGLES
 ± 0.05mm ± 0.1mm ± 0.2mm ± 0.3mm ± 1°

NOTICE - These drawings, specifications, or other data (1) are, and remain the property of Amphenol corp. (2) must be returned upon request; and (3) are confidential and not to be disclosed to any person other than those to whom they are given by Amphenol Corp. the furnishing of these drawings, specifications, or other data by Amphenol Corp., or to any other person to anyone for any purpose is not to be regarded by implication or otherwise in any manner licensing, granting rights to permitting such holder or any other person to manufacture, use or sell any product, process or design, patented or otherwise, that may in any way be related to or disclosed by said drawings, specifications, or other data.

MATERIAL	DRAWN	DATE
REFERENCE	W. ZENG	23-Sep-19
EAR# 7460	ENGINEER	DATE
REF:	S. DUAN	23-Sep-19
CONFIGURATION LEVEL: In Work	APPROVED	DATE
FINISH	S. HSIEH	23-Sep-19
	CAD FILE	

TITLE	SCALE: 25.0:1.0	SHEET 3 OF 3
TAPE & REEL PACKAGING REQUIREMENTS FOR P/N 925-168J-51PT	DWG SIZE	REV
	B	A

Amphenol RF
www.amphenolrf.com
DRAWING NO. 925-168J-51PT
ITEM NO. 925-168J-51PT
PART NO. 925-168J-51PT