

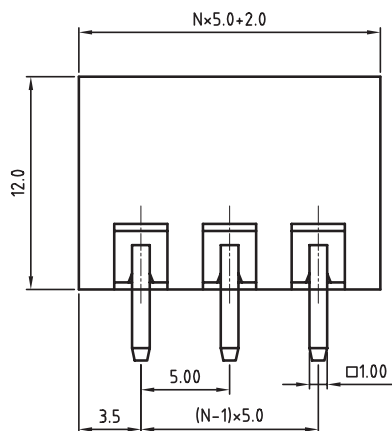
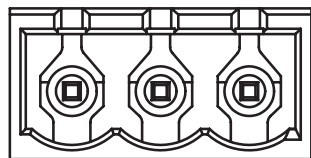
1

2

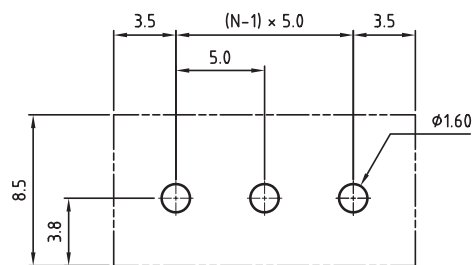

3

4

5



N = Number of contacts



PCB LAYOUT - COMPONENT VIEW

TECHNICAL CHARACTERISTICS

MATERIAL

INSULATOR: PA66
 FLAMABILITY RATING: UL94-V0
 COLOR: GREEN
 CONTACT: BRASS
 SOLDER TAIL PLATING: TIN

ENVIRONMENTAL

OPERATING TEMPERATURE: -40 UP TO 105°C
 COMPLIANCE: LEAD FREE AND ROHS

ELECTRICAL

	cULus	VDE
CURRENT RATING:	20A	20A
WORKING VOLTAGE:	300VAC	300VAC
WITHSTANDING VOLTAGE:	1.6KV	2.5KV
CONTACT RESISTANCE: □	20 mOhm max	

STANDARD

CERTIFIED E315414
 CERTIFIED 40023195

MECHANICAL

PITCH: 5.00MM

SOLDERING: WAVE PROCESS ONLY

PACKAGING: BOX

RoHS Compliant

PROJECTION:



GENERAL TOLERANCE

.X = ± 0.2

.XX = ± 0.15



APPROVAL: JHe

UNIT: MM

SCALE:

SHEET: 1/1

DRAW: MARVIN

DESCRIPTION: SERIE 3117 - 5.00MM CLOSE VERTICAL PCB HEADER
 WR-TBL

WERI PART NO: 691 311 700 1xx

SIZE

A4