

# SINGLE TURN CERMET TRIMMERS **RJ-4**

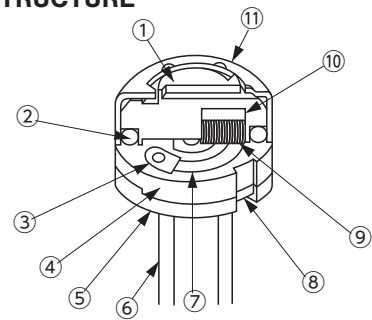
RoHS compliant



## FEATURES

- RoHS compliant
- Compact with power rating of 0.5 W
- Precious metal alloy wiper
- Resin material is UL Recognized 94V-0

## INTERNAL STRUCTURE



Part name	Material
① Rotor	Polybutyleneterephthalate
② "O" ring	Silicone rubber
③ Electrode	Ag-Pd cermet
④ Base element	Ceramic
⑤ Base	Polyphenylenesulphide
⑥ Terminal pin	Copper alloy, Tin-plated
⑦ Resistive element	RuO <sub>2</sub> cermet
⑧ Adhesive	Epoxy
⑨ Wiper	Multi metal alloy
⑩ Rubber cushion	Silicone rubber
⑪ Cover	Stainless steel

## PART NUMBER DESIGNATION

**R J - 4 E W S 2 k Ω ( 2 0 2 )**

Series name

Terminal pin

E : Sn (Lead-free)

Product shape

W : Top adjustment

WS : Side adjustment

Resistance code

Resistance value

※ Please refer to the LIST OF PART NUMBERS when placing orders.

# RJ-4

## CERMET TRIMMERS

### LIST OF PART NUMBERS

Adjustment position	Form of packaging	Pieces in package
	Plastic bag	
Top adjustment	RJ-4EW	50 pcs./pack
Side adjustment	RJ-4EWS	

### ⟨Nominal resistance values⟩

⊖10 Ω	⊖20 Ω	50 Ω	100 Ω	200 Ω	500 Ω	1 kΩ	2 kΩ	5 kΩ
10 kΩ	20 kΩ	50 kΩ	100kΩ	200kΩ	500kΩ	1 MΩ	2 MΩ	

Fig. 1

The products indicated by ⊖ mark are manufactured upon receipt of order basis.

※ The above part numbers are all available with the respective combination of <Nominal resistance values> (Fig. 1).

※ Verify the above part numbers when placing orders.

### ELECTRICAL CHARACTERISTICS

Nominal resistance range	10 Ω ~ 2 MΩ
Resistance tolerance	± 10 %
Power ratings	0.5 W (70 °C) 0 W (120 °C)
Resistance law	Linear law
Maximum input voltage	DC200 V or power rating, whichever is smaller
Maximum wiper current	100 mA or power rating, whichever is smaller
Effective electrical angle	200 ° (1 turn)
End resistance	1 % or 2 Ω , whichever is greater
C.R.V.	1 % or 3 Ω , whichever is greater
Operating temp. range	- 55 ~ 120 °C
Temp. coefficient	10 Ω ~ 50 Ω : ± 250 10 <sup>-6</sup> /°C maximum 100 Ω ~ 2 MΩ : ± 100 10 <sup>-6</sup> /°C maximum
Insulation resistance	1000 MΩ minimum (DC500 V)
Dielectric strength	AC500 V, 60 s
Net weight	Approx. 0.26 g (RJ-4EW) Approx. 0.35 g (RJ-4EWS)

### MECHANICAL CHARACTERISTICS

Mechanical angle	230 ° (1 turn)
Operating torque	15 mN·m {153 gf·cm} maximum
Stop strength	45 mN·m {459 gf·cm} minimum
Rotational life	200 cycles 10 Ω ~ 200 Ω [ Δ R/R ≤ ± (0.5 Ω + 3 %)] 500 Ω ~ 2 MΩ [ Δ R/R ≤ ± (0.5 Ω + 2 %)]
Terminal strength	10 N {1.02 kgf} minimum (Tensile strength)
Thrust to rotor	10 N {1.02 kgf} minimum
Solderability	245 ± 3 °C, 2 ~ 3 s

{ } : Reference only

### ENVIRONMENTAL CHARACTERISTICS

Test item	Test conditions	Specifications
Thermal shock	- 65 ~ 125 °C (0.5 h), 5 cycles	[ Δ R/R ≤ 1 %] [S.S. ≤ 1 %]
Humidity	- 10 ~ 65 °C (80 ~ 98 %), 10 cycles, 240 h	[ Δ R/R ≤ 1 %]
Shock	981 m/s <sup>2</sup> , 6 ms 6 directions for 3 times each	[ Δ R/R ≤ 1 %] [S.S. ≤ 1 %]
Vibration	(Amplitude) 1.52 mm or (Acceleration) 196 m/s <sup>2</sup> , 10 ~ 2000 Hz, 3 directions, 12 times each	[ Δ R/R ≤ 1 %] [S.S. ≤ 1 %]
Load life	70 °C, 0.5 W 1000 h	[ Δ R/R ≤ 3 %] [S.S. ≤ 1 %]
Low temp. operation	- 55 °C, 2 h	[ Δ R/R ≤ 2 %] [S.S. ≤ 2 %]
High temp. exposure	120 °C, 250 h	[ Δ R/R ≤ 3 %] [S.S. ≤ 2 %]
Immersion seal	85 °C, 60 s	No leaks (No continuous bubbles)
Soldering heat	Flow: 260 ± 3 °C, 5 ~ 6 s, two times Manual soldering: 380 ± 10 °C, 3 ~ 4 s	[ Δ R/R ≤ 1 %]

Δ R/R : Change in total resistance  
S.S. : Setting stability

## MAXIMUM INPUT RATINGS

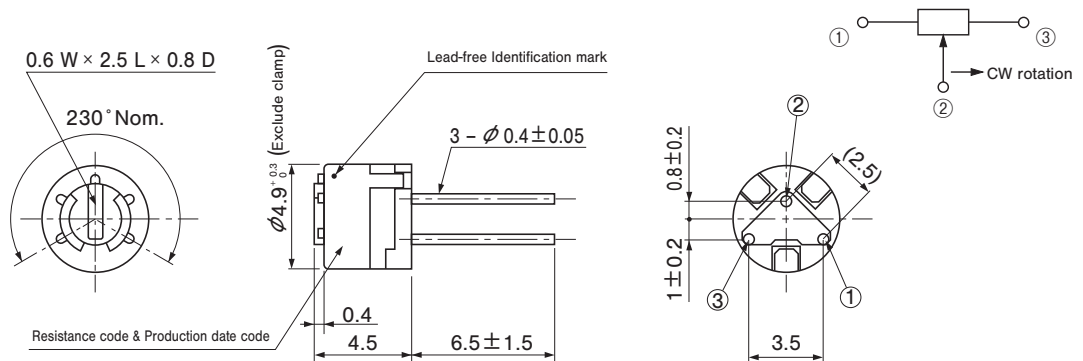
Nominal resistance values ( $\Omega$ )	Resistance code	Maximum input voltage (V)	Maximum wiper current (mA)
⊖ 10 ⊕ 20 50 100 200 500	100 200 500 101 201 501	1.00 2.00 5.00 7.07 10.0 15.8	100 100 100 70.7 50.0 31.6
1 k 2 k 5 k 10 k 20 k 50 k	102 202 502 103 203 503	22.4 31.6 50.0 70.7 100 158	22.4 15.8 10.0 7.07 5.00 3.16
100 k 200 k 500 k 1 M 2 M	104 204 504 105 205	200 200 200 200 200	2.00 1.00 0.40 0.20 0.10

The products indicated by ⊖ mark are manufactured upon receipt of order basis.

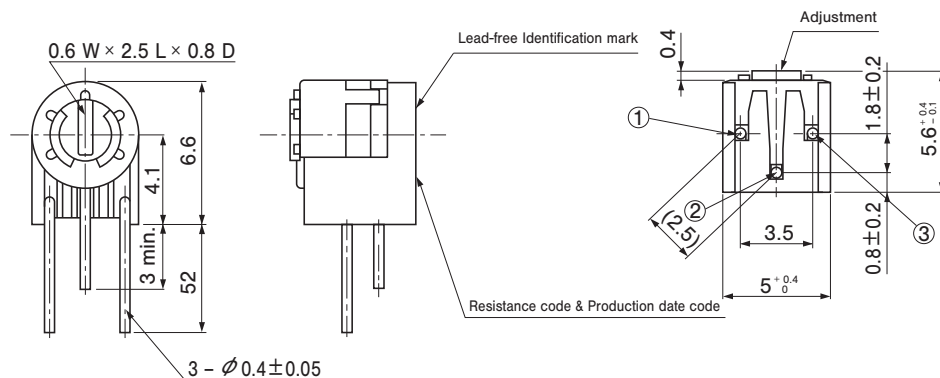
## OUTLINE DIMENSIONS

Unless otherwise specified, tolerance :  $\pm 0.3$  (Unit : mm)

### RJ-4EW Top adjustment



### RJ-4EWS Side adjustment



## PACKAGING SPECIFICATIONS

### <Bulk pack specifications>

- Unit of bulk pack in a plastic bag is 50 pcs. per pack.
- Boxing of bulk in a plastic bag is performed with 200 pcs. per box.