

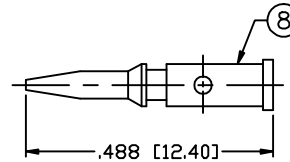
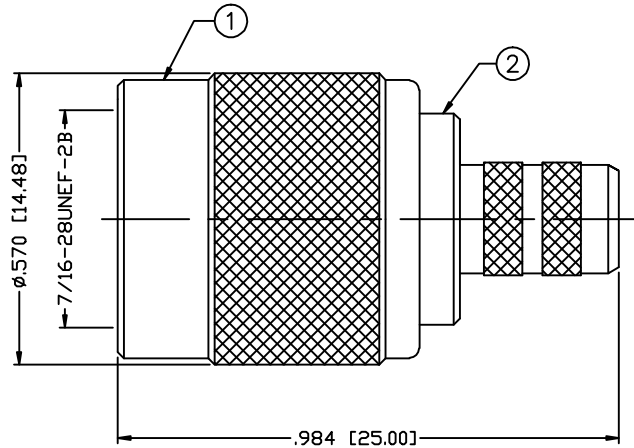
THIS DRAWING CONTAINS INFORMATION PROPRIETARY TO RF INDUSTRIES,  
 ANY UNAUTHORIZED USE OF THIS DRAWING IS EXPRESSLY PROHIBITED  
 WITHOUT WRITTEN PERMISSION FROM RF INDUSTRIES.  
 ANY VIOLATION IS PUNISHABLE UNDER U.S. COPYRIGHT LAWS.

ALL DIMENSIONS ARE REFERENCE ONLY

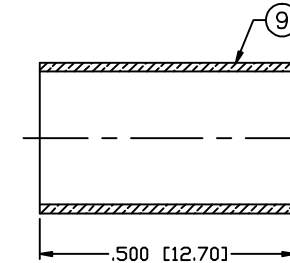
PART NO.

**RFT-1803-1**

| REV | DESCRIPTION  | DWN | DATE     | APPROVED |
|-----|--|-----|----------|----------|
| A   | ENGINEERING RELEASE                                    | CJ  | 7/27/92  | J. BENZ  |
| B   | CHANGE PART NUMBER [WAS RFT-1203-1]                    | KMM | 12/12/94 | R. RICE  |
| C   | CHG PIN, FERRULE & FERRULE STUD ID / CHG STRIPING INST | CZS | 11/4/97  | R. RICE  |
| D   | REMOVE P/N FROM CONNECTOR / UPDATE DWG.                | CZS | 11/11/04 | JDMc     |



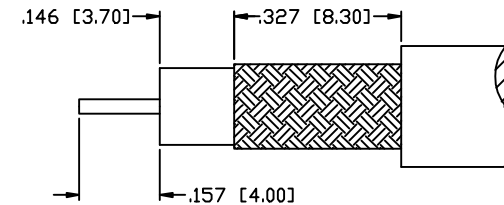
RECOMMENDED CRIMP DIE: .068"



RECOMMENDED CRIMP DIE: .255"

SPECIFICATIONS:

IMPEDANCE: 75 Ohms  
 FREQUENCY RANGE: 0-2 GHz  
 WORKING VOLTAGE: 500 V rms @ sea level  
 INSULATION RESISTANCE: 5k M ohms min.  
 TEMPERATURE RANGE: -65°C TO +85°C  
 FOR RG-59, 59A, 59B, 62, 62A, 62C/U; ALPHA 9059, 9062,  
 9830, 9840, 9845; BELDEN 8221, 8241, 9169, 9204,  
 9228; CANARE LV-61S; CommScope 5555, 5560, 5563



RECOMMENDED STRIPPING DIMENSIONS

| #  | DESCRIPTION    | QTY | MATERIAL | FINISH        | APPROVALS | DATE     |
|----|----------------|-----|----------|---------------|-----------|----------|
| 1  | SHELL          | 1   | BRASS    | NICKEL, 100μ" | 008974    |          |
| 2  | BODY           | 1   | BRASS    | NICKEL, 100μ" |           |          |
| 3  | INSULATOR      | 1   | DELTRIN  | ---           |           |          |
| 4  | GASKET         | 1   | RUBBER   | ---           |           |          |
| 5  | RETAINING RING | 1   | BRASS    | NICKEL, 100μ" |           |          |
| 6  | RING           | 1   | DELTRIN  | ---           |           |          |
| 7  | WASHER         | 1   | BRASS    | NICKEL, 100μ" |           |          |
| 8  | PIN            | 1   | BRASS    | GOLD, 3μ"     |           |          |
| 9  | FERRULE        | 1   | BRASS    | NICKEL, 100μ" |           |          |
| 10 |                |     |          |               | DRAWN     |          |
| 11 |                |     |          |               | C. ZUNIGA | 11/11/04 |
| 12 |                |     |          |               | CHECKED   |          |
| 13 |                |     |          |               | ORJ DRAWN |          |
| 14 |                |     |          |               | C. ZUNIGA | 7/27/92  |

UNLESS OTHERWISE SPECIFIED:

DIMENSIONS ARE IN INCHES  
 AND [MILLIMETERS]  
 UNLESS OTHERWISE NOTED  
 TOLERANCES ARE:  
 DECIMALS      DIAMETER

**RFconnectors**  
 DIVISION OF RF INDUSTRIES, LTD.

7610 MIRAMAR RD  
 SAN DIEGO, CA 92126  
 (858) 549-6340  
 (858) 549-6345 FAX

**TNC PLUG, CRIMP**

| SIZE       | CABLE GROUP | DWG NO.          | REV          |
|------------|-------------|------------------|--------------|
| A          | D, D1       | RFT-1803-1       | -            |
| SCALE: NTS |             | CAD FILE OUTLINE | SHEET 1 OF 1 |