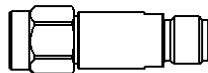
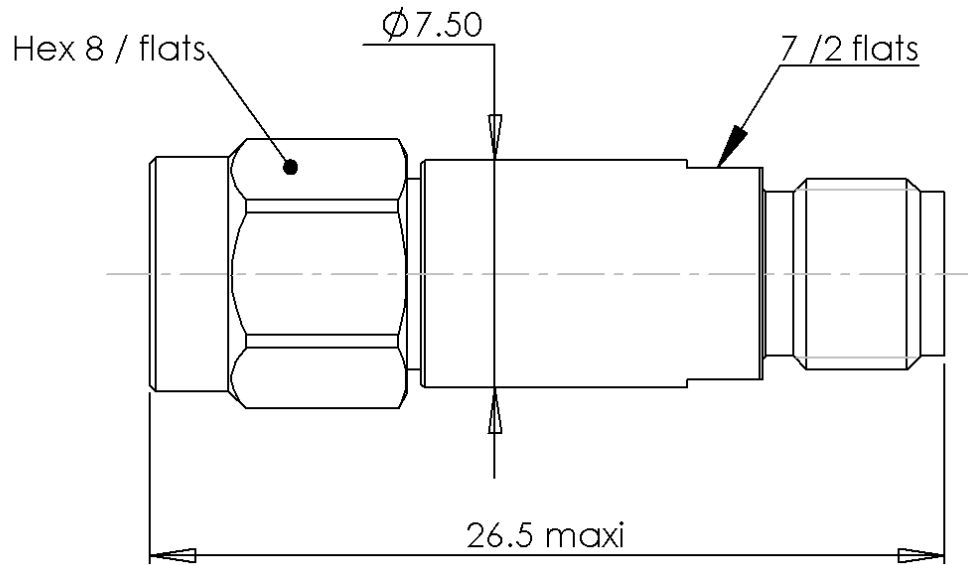
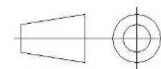
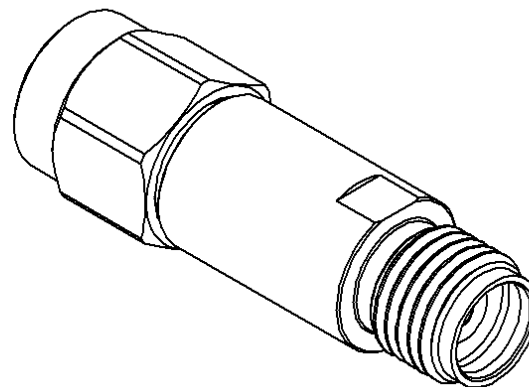


PAGE 1/2	ISSUE 21-06-18A	SERIES ATTENUATOR	PART NUMBER R413320150
----------	-----------------	-----------------------------	-------------------------------



Scale 1:1

All dimensions are in mm. Tolerances according ISO 2768 m-H



COMPONENTS	MATERIALS	PLATING (μm)
Body	STAINLESS STEEL	PASSIVATED
Male center contact	BERYLLIUM COPPER	GOLD OVER NICKEL
Female center contact	BERYLLIUM COPPER	GOLD OVER NICKEL
Outer contact	STAINLESS STEEL	PASSIVATED
Insulator	ULTEM	
Gasket	SILICONE RUBBER	
Substrate	ALUMINA CERAMIC	
Resistor		
Others parts		

PAGE 2/2	ISSUE 21-06-18A	SERIES ATTENUATOR	PART NUMBER R413320150
----------	------------------------	-----------------------------	-------------------------------

ELECTRICAL CHARACTERISTICS

Frequency (GHz)	DC - 26.5	26.5 - 40
V.S.W.R (≤)	1.25	1.45
Deviation(±dB)	0.4	0.5

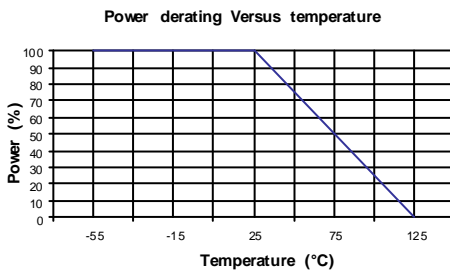
Operating Frequency Range	DC - 40	GHz
Impedance	50	Ω
Nominal Attenuation	20	dB
Peak power at 25°C (1μs, 1%)	50	W
Average power at 25°C	2	W (Free Air Cooled)
		W (Conduction Cooled)

MECHANICAL CHARACTERISTICS

Connectors	SMA2.9	Male Female	MIL-C 39012
Weight	6,1500 g		

ENVIRONMENTAL CHARACTERISTICS

Operating temperature range	-55/+125 °C
Storage temperature range	-55/+125 °C



SPECIFICATION

OTHER CHARACTERISTICS