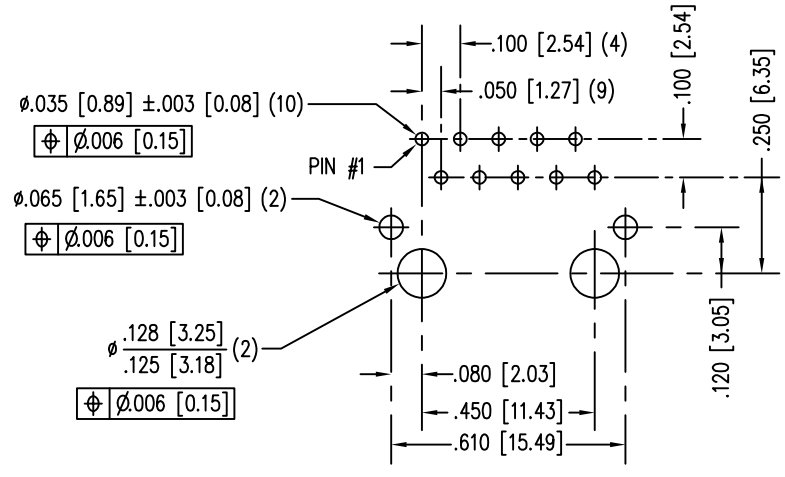
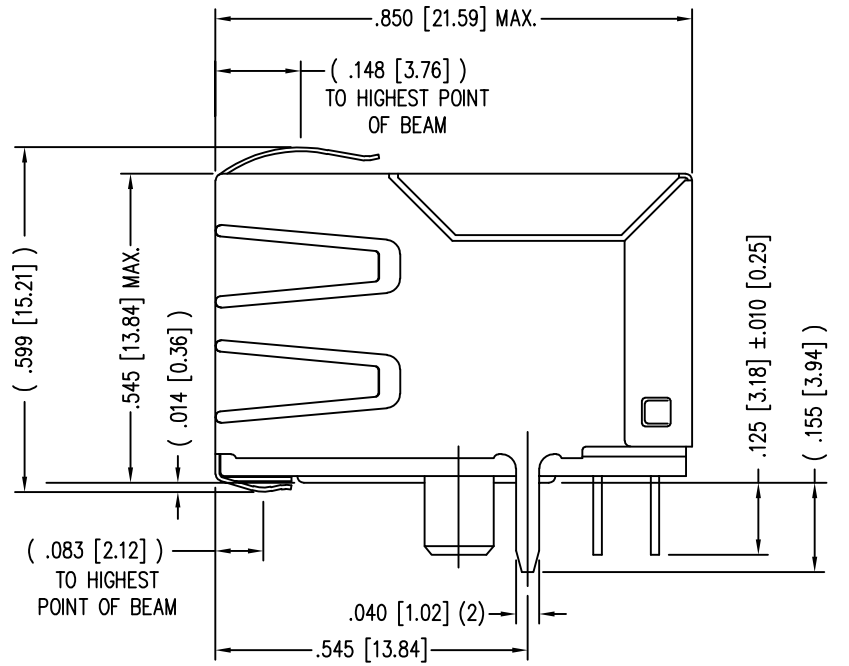
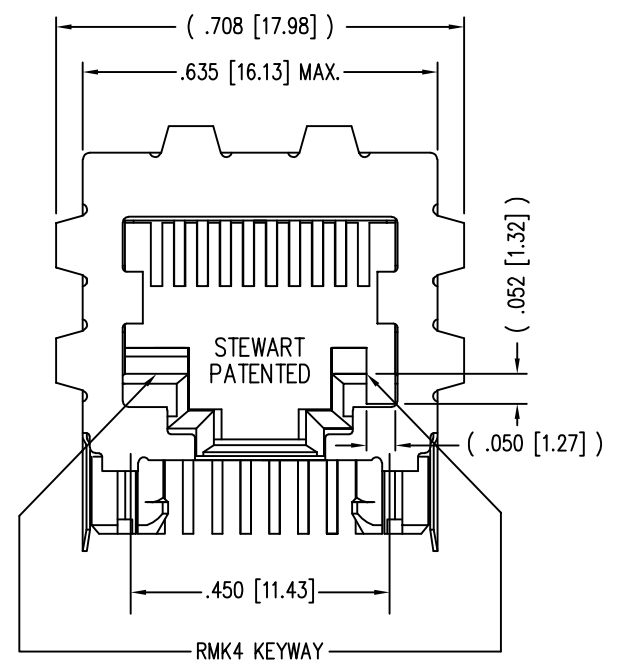
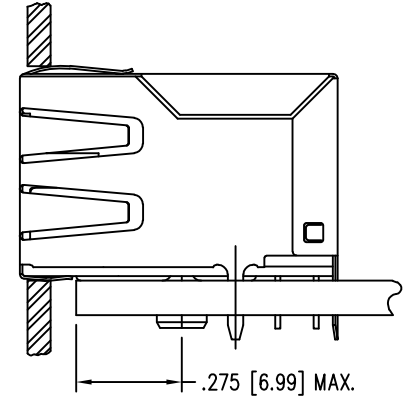
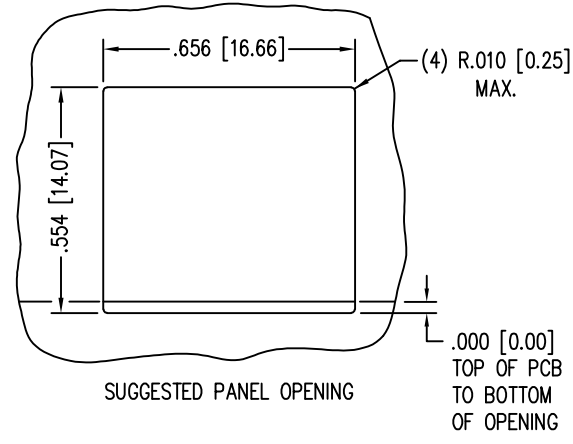
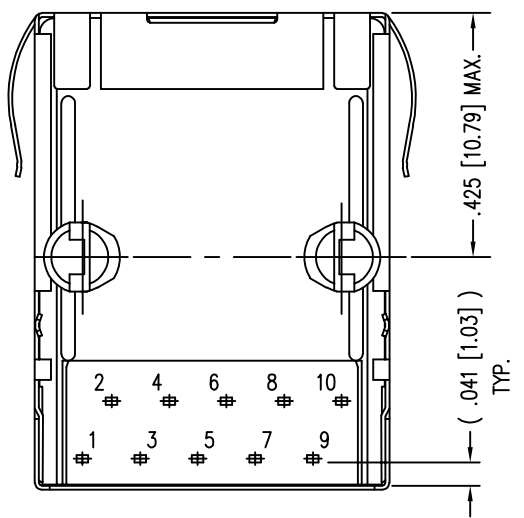


DATE	REV	ECN	APP'D. BY
3-9-16	A6	10597	TRM
3-27-17	A7	10957	TRM

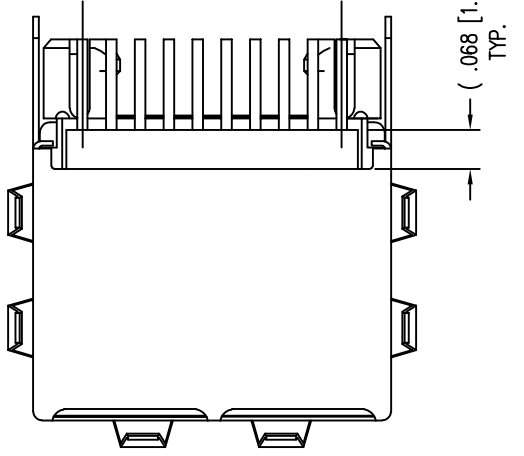


P.C.B. RECOMMENDED HOLE LAYOUT  
SEEN FROM COMPONENT SIDE  
ALL CENTERLINE DIMENSIONS ARE BASIC.

- NOTES:
- CONNECTOR MATERIALS:  
HOUSING: THERMOPLASTIC UL94 V-0  
CONTACTS/SHIELD: COPPER ALLOY  
SHIELD PLATING: NICKEL WITH TIN PLATED SOLDER TAILS.  
CONTACT PLATING: NI OVERALL 50um MIN.  
PCB LEAD TIN 75um MIN.  
SELECTIVE GOLD IN CONTACT AREA  
SEE CHART FOR PART NUMBER
  - DIMENSIONS AND TOLERANCES COMPLY WITH TIA-1096 STANDARD.
  - FOR PRODUCT SPECIFICATIONS SEE PRO22-01
  - THE SUGGESTED PANEL OPENING IS INTENDED TO GIVE USER THE ABILITY TO HAVE REASONABLE JACK/PANEL CLEARANCES, YET MAINTAIN GROUNDING CAPABILITY. THESE VARIABLES CAN BE ADJUSTED IN EITHER DIRECTION BUT MAY CARRY SOME CONSEQUENCES IN THE FORM OF LOWER MATING FORCES OR TIGHTER ASSEMBLY TOLERANCES.



50 MICRO-INCHES [1.27um]	SS64100-063F
30 MICRO-INCHES [0.76um]	SS64100-059F
CONTACT PLATING IN MATING AREA	PART NUMBER



THIRD ANGLE PROJECTION  
DO NOT SCALE DRAWING  
DRAWING IS SUBJECT TO CHANGE WITHOUT NOTICE  
DIMENSIONS: INCHES [METRIC]  
UNLESS OTHERWISE SPECIFIED TOLERANCES ARE ±.005 [0.13] ANGLES ARE ± 1°  
SHEET NO. 1 OF 1

**stewart** CONNECTOR a bel group  
1118 Susquehanna Trail South  
Glen Rock, PA 17327-9199  
(717) 235-7512  
<http://www.stewartconnector.com>

TITLE: TEN CONTACT, TEN POSITION JACK, EMI-RFI ONE PIECE SHIELDED, ESD GROUNDED, RMK4 KEY OPTION

DRN BY: RVO DATE 03-31-05  
APPD BY: RGC DATE 03-31-05  
DWG NO. CT640252F REV. A7