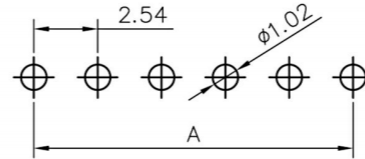
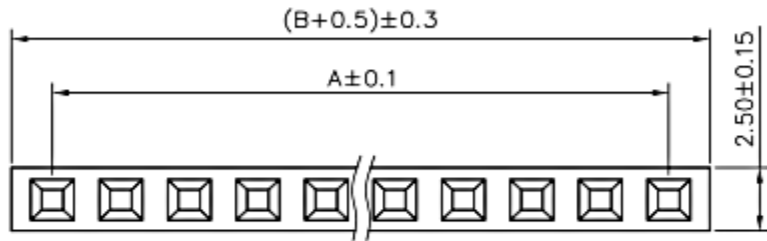
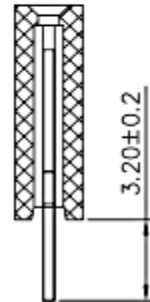
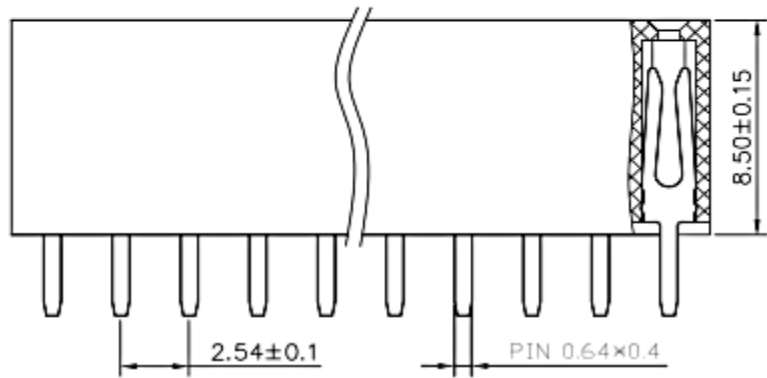


# Engineer Drawing



RECOMMEND P. C. B LAYOUT  
PCB TOLERANCE:  $\pm 0.05$  (TOP VIEW)



## SPECIFICATIONS

Current Rating: 3Amps  
 Insulation Resistance: 1000M $\Omega$  Min  
 Contact Resistance: 20m $\Omega$  Max  
 Withstanding Voltage: AC 1000V  
 Operation Temperature: -40° to +105°  
 Contact Material: Brass  
 Standard: PBT  
 Insulator Material: Polyester (UL 94V-0)  
 Contact Plating: Gold Flash  
 Max. Processing Temp: 200° C for 30-60 seconds  
 (220° C for 5 seconds)

IPCP 254 \* \* \* \* \* \* \* \*

① ② ③ ④ ⑤ ⑥ ⑦ ⑧

- ① Series Type
- ② Pitch
- ③ Connector Code
- ④ Pin Code
- ⑤ Internal Code
- ⑥ Appearance Code
- ⑦ Serial Code
- ⑧ Other Code

No. of	DIM. A	DIM. B	No. of	DIM. A	DIM. B	No. of	DIM. A	DIM. B	No. of	DIM. A	DIM. B
1	0.00	2.54	11	25.40	27.94	21	50.80	53.34	31	76.20	78.74
2	2.54	5.08	12	27.94	30.48	22	53.34	55.88	32	78.74	81.28
3	5.08	7.62	13	30.48	33.02	23	55.88	58.42	33	81.28	83.82
4	7.62	10.16	14	33.02	35.56	24	58.42	60.96	34	83.82	86.36
5	10.16	12.70	15	35.56	38.10	25	60.96	63.50	35	86.36	88.90
6	12.70	15.24	16	38.10	40.64	26	63.50	66.04	36	88.90	91.44
7	15.24	17.78	17	40.64	43.18	27	66.04	68.58	37	91.44	93.98
8	17.78	20.32	18	43.18	45.72	28	68.58	71.12	38	93.98	96.52
9	20.32	22.86	19	45.72	48.26	29	71.12	73.66	39	96.52	99.06
10	22.86	25.40	20	48.26	50.80	30	73.66	76.20	40	99.06	101.60

UNLESS OTHERWISE

X :  $\pm 0.30$   
 X.X :  $\pm 0.25$   
 X.XX :  $\pm 0.20$

SPECIFIED TOLERANCE

X° :  $\pm 5^\circ$   
 X.X° :  $\pm 1^\circ$   
 X.XX° :  $\pm 0.5^\circ$



[www.i-ncp.com](http://www.i-ncp.com)

PART NO  
IPCP254F

DRAWING NO  
IPCP25407

NAME

2.54PH H8.5 1XPin 180° Y -  
Type PC3.2 PBT



SHEET 1 OF 1

UNITS:mm

SCALE:1:1

REV.01