

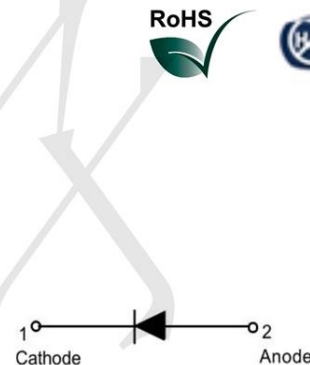

### Features

- Average forward current:  $I_{F(AV)}$  100 mA
- Reverse voltage:  $V_R$  30 V
- Low forward voltage:  $V_F$  500 mV @10mA
- Low reverse current:  $I_R$  0.7  $\mu$  A
- Leadless ultra small SMD plastic package
- We declare that the material of product compliance with RoHS requirements and Halogen Free

### Applications

- Low current rectification

#### DFN0603(0201)



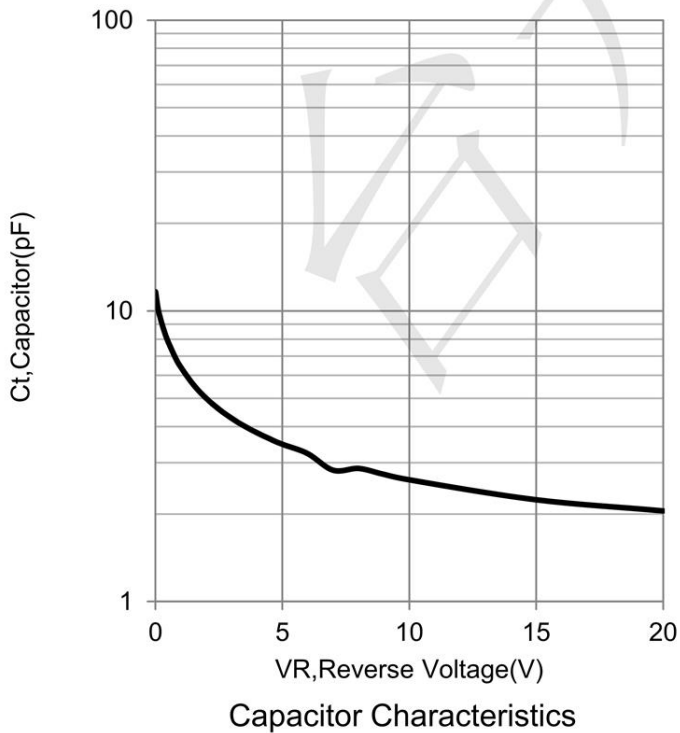
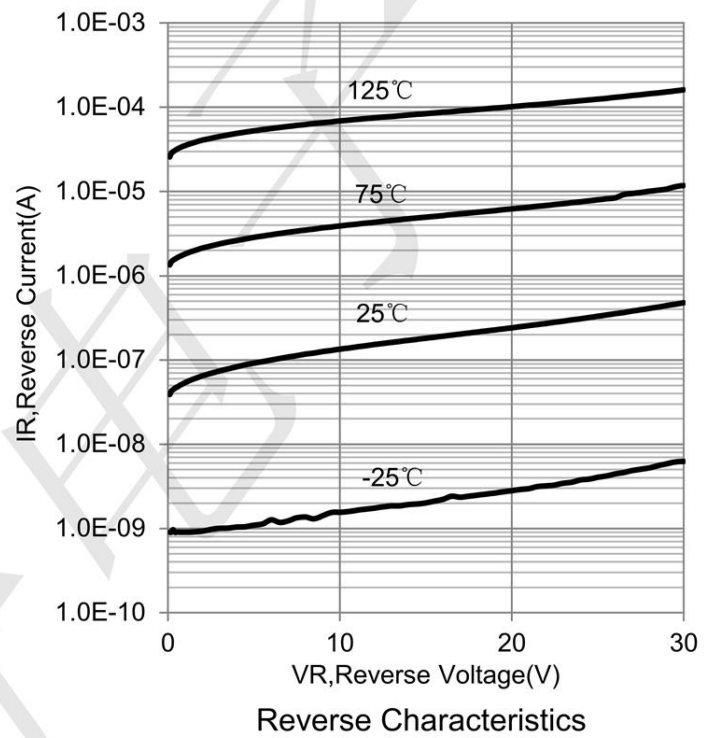
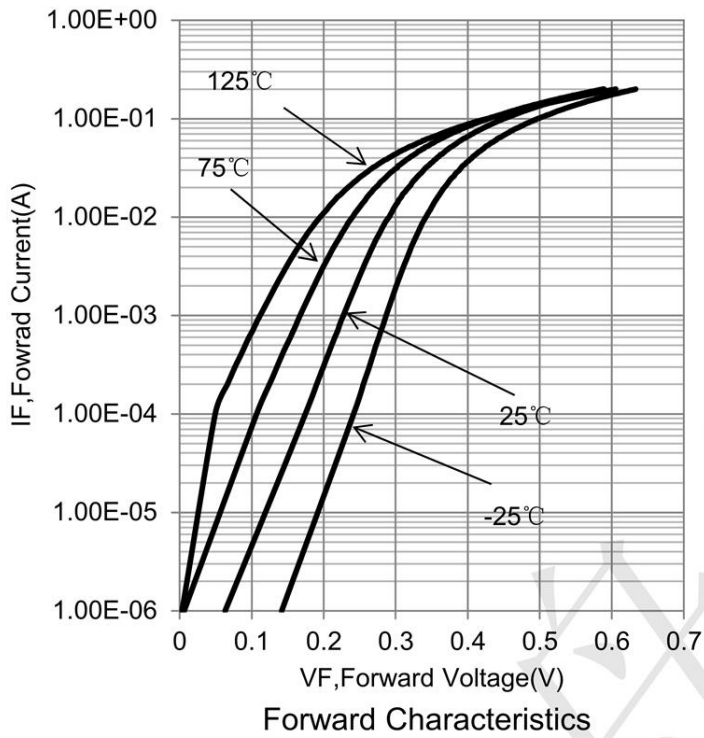
#### Absolute Maximum Ratings (Tamb=25°C unless otherwise specified)

Parameter	Symbol	Limits	Unit
Reverse voltage(DC)	$V_R$	30	V
Peak forward current	$I_{FM}$	200	mA
Average rectified forward current	$I_o$	100	mA
Peak forward surge current	$I_{FSM}$	2	A
Junction temperature	$T_j$	125	°C
Storage Temperature Range	$T_{STG}$	-40~+125	°C

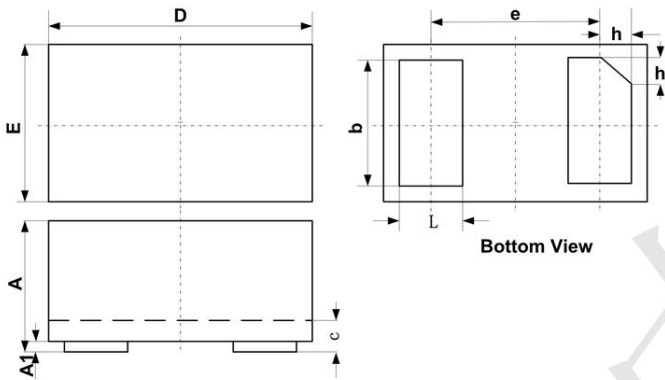
#### Electrical Characteristics (TA=25°C unless otherwise specified)

Parameter	Symbol	Min.	Typ.	Max.	Unit	Conditions
Forward voltage	$V_F$	-	0.35		V	$I_F=10mA$
		-	0.53	0.6	V	$I_F=100mA$
Reverse current	$I_R$			0.35	$\mu$ A	$V_R=10V$
		-		0.7	$\mu$ A	$V_R=30V$
Total capacitance	$C_t$	-	8		pF	$V_R = 0 V, f = 1 MHz$

**Typical Performance Characteristics ( $T_A=25^\circ\text{C}$  unless otherwise Specified)**

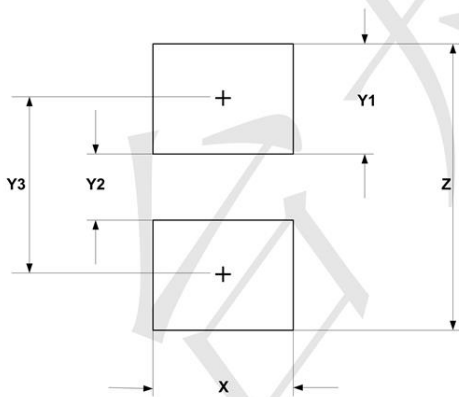


**DFN0603-2 Package Outline Drawing (0201)**



SYM	DIMENSIONS		
	MILLIMETERS		
	MIN	NOM	MAX
A	0.230	0.300	0.330
A1	0.000	0.020	0.050
b	0.215	0.245	0.275
c	0.120	0.150	0.180
D	0.550	0.600	0.650
e	0.355 BSC		
E	0.250	0.300	0.350
L	0.160	0.190	0.220
h	0.079 BSC		

**Suggested Land Pattern**



SYM	DIMENSIONS	
	MILLIMETERS	INCHES
X	0.30	0.012
Y1	0.25	0.010
Y2	0.15	0.006
Y3	0.40	0.016
Z	0.65	0.026