

ALUMINUM ELECTROLYTIC 6.3V to 100V

NEV, NEH SERIES

SUBMINIATURE

(NEV: Radial Lead, NEH: Axial Leads)

The NEV and NEH series subminiature aluminum electrolytic capacitors are especially suitable for applications requiring high capacitance, low cost, and very small size. In fact, you'll find these capacitors in some of the most demanding applications, from precision medical electronics and automobiles to the newest personal computers and disk drives.

They operate over a broad temperature range and are available in either blister pack or bulk.

RATINGS

Capacitance Range: 0.1 μ f to 22,000 μ f

Tolerance: \pm 20%

Voltage Range: 6.3V to 100V

PERFORMANCE SPECIFICATIONS

Operating Temperature Range:

-40°C to +85°C (-40°F to +185°F)

Leakage Current: $I \leq 0.01CV + 3\mu A$ (measured after 3 minutes of applied voltage)

I = Leakage Current (μA)

C = Nominal Capacitance (μf)

V = Rated Voltage (V)

Capacitance Tolerance (M): \pm 20%
measured at +20°C (+68°F), 120Hz

Dissipation Factor: measured at +20°C (+68°F), 120Hz

Rated Voltage	6.3	10	16	25	35	50-80	100
0.1 μ f to 1000 μ f	0.24	0.2	0.17	0.15	0.12	0.10	0.08
1000 μ f to 22,000 μ f	Values above plus 0.02 for each 1000 μ f						

Impedance Ratio at Low Temperature: 120Hz

Comparison Z WV	6.3	10	16	25	35	50-100
Z @ -25°C (-13°F) Z @ +20°C (+68°F)	4	3	2	2	2	2
Z @ -40°C (-40°F) Z @ +20°C (+68°F)	8	6	4	4	4	4

Surge Voltage:

DC Rated Voltage	6.3	10	16	25	35	50	63	100
Surge Voltage	8	13	20	32	44	63	79	125

Load Life: 1000 \pm 12Hrs @ +85°C (+185°F),
at rated voltage

Leakage Current: Within values specified above

Dissipation Factor: Within \pm 150% of specified value

Capacitance Change Max: See Table

Rated Voltage	Capacitance Change Max
6.3V to 16V	Within \pm 30% of the initial value
25V to 100V	Within \pm 20% of the initial value

Shelf Life: 1000 Hrs @ +85°C (+185°F),
no voltage applied

Leakage Current: Within \pm 200% of specified value

Dissipation Factor: Within \pm 150% of specified value

Capacitance Change Max: Within \pm 20% of initial value

MECHANICAL SPECIFICATIONS

Lead Solderability:

Meets the requirements of MIL-STD 202, Method 208


Marking:

Consists of series type, nominal capacitance, rated voltage, temperature range, anode and/or cathode identification, vendor identification.

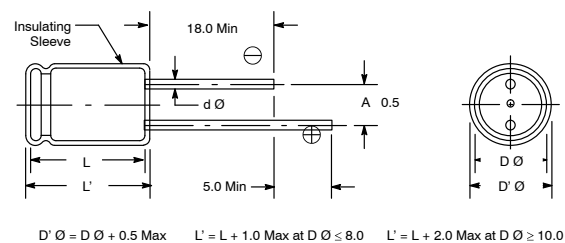
Recommended Cleaning Solvents:

Methanol, isopropanol ethanol, isobutanol, petroleum ether, propanol and/or commercial detergents. Halogenated hydrocarbon cleaning agents such as Freon (MF, TF, or TC), trichloroethylene, trichloroethane, or methylchloride are not recommended as they may damage the capacitor.

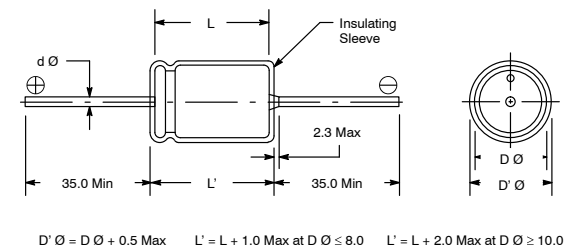
CASE SIZE AND DIMENSIONS:



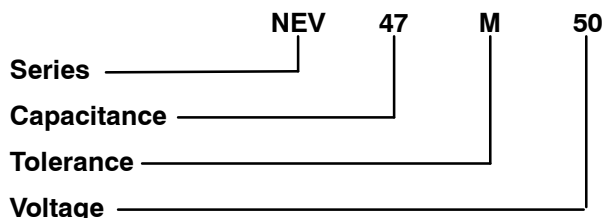
NEV SERIES



NEH SERIES (Insulating Bar = Negative)



ORDERING INFORMATION



ALUMINUM ELECTROLYTIC 6.3V to 100V

NEV Series (Radial Type) Dimensions: Diameter (D Ø) x Length (L): mm

Cap (µf) \ WV	6.3	10	16	25	35	50	63	100
0.10						5 x 11		5 x 11
0.15								5 x 11.5
0.22						5 x 11	5 x 11.5	
0.33						5 x 11	5 x 11.5	5 x 11.5
0.47						5 x 11	5 x 11.5	5 x 11.5
0.56						5 x 12	5 x 11.5	
0.68								5 x 11.5
1.0						5 x 11.5	5 x 11.5	5 x 11.5
1.5							5 x 11.5	5 x 11.5
2.2						5 x 11	5 x 11.5	5 x 11.5
3.3						5 x 11	5 x 11	5 x 11
4.7						5 x 11.5	5 x 11.5	5 x 11
6.8						5 x 11	5 x 11.5	5 x 11.5
10						5 x 11	5 x 11	6.3 x 11
15					5 x 12	5 x 11.5	6.3 x 12	7 x 12
22				5 x 11	6.5 x 11.5	5 x 11	6.3 x 11	8 x 11.5
33			5 x 11.5	5 x 12	5 x 11.5	5 x 11	8 x 12	8 x 12
47		5 x 11	5 x 11.5	5 x 11	5 x 12	6.3 x 12	8 x 11.5	10 x 12
68			5 x 11.5	8 x 11.5	6.5 x 11	8 x 11.5	10 x 18	10 x 17
100		5 x 11	5 x 11	5 x 11.5	6.5 x 11	8 x 11	8 x 11.5	10 x 20
150	6.5 x 11.5		6.5 x 11	8 x 11	8 x 11	10 x 12	10 x 16	10 x 20
220	6.3 x 11.9	6.5 x 11	6.5 x 11.5	6.5 x 11	8 x 11	10 x 12	10 x 15	13 x 25
330	6.5 x 11.5	6.5 x 11	8 x 11.5	10 x 12.5	10 x 12.5	10 x 15.5	10 x 20	16 x 27
470	6.5 x 11.5	7 x 11	10 x 12	10 x 12	10 x 12	10 x 20	13 x 25.5	18 x 32
680		8 x 12	10 x 16	10 x 17	10 x 25	13 x 25	16 x 27	18 x 32
1000	10 x 16	10 x 12	10 x 15	10 x 20	13 x 21	16 x 26	16 x 27	18 x 41
1500	10 x 20	10 x 17	10 x 20	13 x 21	13 x 26			
2200	10 x 20	10 x 20	13 x 20.5	13 x 21	13 x 26	16 x 32	22 x 41	
3300	10 x 20	13 x 22	13 x 25	16 x 27	16 x 36	18.5 x 37	22 x 41	
4700		13 x 25	16 x 26	16 x 32	18 x 37	22 x 43		
6800	13 x 25	16 x 26	16 x 33	18 x 36	22 x 42			
10000	16 x 26	16 x 32	18 x 40	22 x 43				
22000		22 x 36						

* These dimensions are for reference only, please consult the factory for actual size.

NEV Series (Radial Type) Mechanical Specifications: mm

Outside Diameter (D Ø)	5	6.3	8	10	13	16	18	22
Lead Spacing (A)	2	2.5	3.5	5	5	7.5	7.5	10
Lead Diameter (d Ø)	0.5	0.6	0.6	0.6	0.6	0.8	0.8	1.0

* These dimensions are for reference only, please consult the factory for actual size.

ALUMINUM ELECTROLYTIC 6.3V to 100V

NEH Series (Axial Type) Dimensions: Diameter (D Ø) x Length (L): mm

Cap (µf) \ WV	6.3	10	16	25	35	50	63	100
0.10						6 x 12.5	5 x 13	
0.22						5 x 13	5 x 13	5 x 12.5
0.33						5 x 12.5	5 x 12.5	5 x 13
0.47						5 x 13	5 x 12.5	6 x 13
0.68							6 x 12.5	
1.0						6 x 12.5	6 x 13	6 x 13
1.5								
2.2						6 x 13.5		5 x 12.5
3.3						6 x 12.5	6 x 13	5 x 12.5
4.7						6 x 13	6 x 12.5	6 x 12.5
6.8						6 x 13	6.3 x 13	
10				5 x 12.5	5 x 13	6 x 13	6.3 x 12.5	
15			6 x 13	6 x 13	6.3 x 11	6.3 x 13	8 x 11.5	
22			6 x 13	6.3 x 13	6.3 x 14	6 x 13	6 x 13	8 x 16
33		5 x 12	5 x 13	6.3 x 12.5	6.3 x 13	6 x 16.5		8 x 20
47	6 x 14	6.3 x 12.5	6 x 13	6.3 x 13	6.5 x 17.5	8 x 16	8 x 16	10 x 20
68	6 x 13	6.3 x 11		6 x 17	8 x 14	8 x 16	10 x 16	
100	6 x 12.5	6.3 x 13	6 x 13	8 x 16	8 x 17	8 x 16	10 x 20	10 x 20
150	8 x 13.5		6 x 13	10 x 16	8 x 17	8 x 20.5		
220		8 x 16	8 x 16	8 x 16	10 x 17	10 x 20	10 x 26	13 x 27
330	8 x 14	8 x 16	8 x 16	8 x 16	10 x 20	10 x 21	13 x 26.5	
470	8 x 16	8 x 16	58 x 21	10 x 21	13 x 22	13 x 27	13 x 26	16 x 31.5
680	10 x 21	10 x 17		10 x 21	13 x 25	13 x 30	13 x 36	16 x 39
1000	10 x 17	10 x 21	10 x 21	13 x 22	13 x 27	16 x 23	16 x 32	22 x 42
1500	13 x 25	10 x 21	13 x 22	13 x 26				
2200	13 x 25	13 x 22	13 x 26	16 x 27	16 x 31	18 x 35	18 x 39	
3300	13 x 30	13 x 30	16 x 28	16 x 32.5	18 x 36	18 x 39	22 x 50	
4700	16 x 26	16 x 25	16 x 31	16 x 38.5	22 x 42	13 x 26		
6800	16 x 40	16 x 40	16 x 41	18 x 34	21.5 x 41			
10000	16 x 31	18 x 40	18 x 39	22 x 41				
22000		22 x 42						

* These dimensions are for reference only, please consult the factory for actual size.

NEH Series (Axial Type) Mechanical Specifications: mm

Outside Diameter (D Ø)	5	6.3	8	10	13	16	18	22	25
Lead Diameter (d Ø)	0.6	0.6	0.6	0.6	0.8	0.8	0.8	0.8	0.8

* These dimensions are for reference only, please consult the factory for actual size.