

All dimensions are in mm

Interface

According to RN_108-02

Documents

PCB layout MB_616
T&R packaging VG408.25000

Material and plating

Connector parts

Connector parts	Material
Center contact	Bronze
- Interface	
- PCB	
Outer contact (Interface)	Bronze
Outer contact (PCB)	Zinc alloy
Dielectric	LCP
Housing	HTN

Plating

Gold, min. 0.15 μ m, over nickel
Tin, min. 0.5 μ m, over nickel
Tin, min. 1.5 μ m
Tin, min. 2 μ m

Dieses Dokument ist urheberrechtlich geschützt • This document is protected by copyright • Rosenberger Hochfrequenztechnik GmbH & Co. KG

RF_35/09.14/6.2

Electrical data

Impedance	50 Ω
Frequency	DC to 9 GHz
Return loss	≥ 25 dB, DC to ≤ 3 GHz ≥ 20 dB, > 3 GHz to ≤ 6 GHz ≥ 12 dB, > 6 GHz to ≤ 9 GHz
Insertion loss	≤ 0.1 x √f(GHz)dB
Insulation resistance	≥ 1x10 ³ MΩ
Center contact resistance	≤ 15 mΩ
Outer contact resistance	≤ 5 mΩ
Test voltage	≤ 800 V rms
Working voltage	≤ 60 V DC
Power current	≤ 1 A DC
Cross talk (optional)	≤ -60 dB up to 10 GHz

– Connector only, VSWR in application depends decisive on PCB layout –

Mechanical data

Mating cycles	≥ 25
Engagement force	≤ 30 N*
Disengagement force	≥ 5 N
Retention force latch	≥ 110 N
Coding efficiency	≥ 150 N
Weight	4.7 g

* according to USCAR 25 Rev. 3, tests specified in USCAR 17 Rev. 5 TG-G

Environmental data

Temperature range	-40 °C to +105 °C
Thermal shock	ISO 20860-2 clause 9.2
Temperature and humidity	ISO 20860-2 clause 9.3
Vibration and mechanical shock	ISO 20860-2 clause 9.1
Dry heat	ISO 20860-2 clause 9.4
Soldering profile	acc. to IEC 60068-2-58; Group 3 (250 °C / 30 s)
RoHS	compliant

Packing




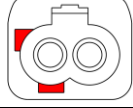
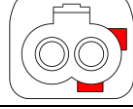
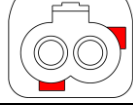
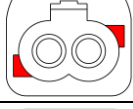
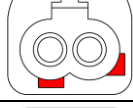
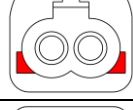
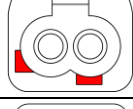

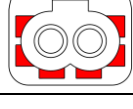
Standard	2.000 pcs (250 pcs in tape & reel, 8 reels in box)
----------	--

Dieses Dokument ist urheberrechtlich geschützt • This document is protected by copyright • Rosenberger Hochfrequenztechnik GmbH & Co. KG

RF_35/09.14/6.2

Coding

Part number has to be accomplished by codification

Coding	Color	RAL	Part-Number-RT
 A	black	sim. 9005	AMS29B-40MZ5-A
 B	white	sim. 9010	AMS29B-40MZ5-B
 C	blue	sim. 5012	AMS29B-40MZ5-C
 D	claret violet	sim. 4004	AMS29B-40MZ5-D
 E	green	sim. 6017	AMS29B-40MZ5-E
 F	brown	sim. 8011	AMS29B-40MZ5-F
 G	grey	sim. 7036	AMS29B-40MZ5-G
 H	light pink	sim. 3015	AMS29B-40MZ5-H
 J	beige	sim. 1001	AMS29B-40MZ5-J
 K	curry	sim. 1027	AMS29B-40MZ5-K
 N	pastel green	sim. 6019	AMS29B-40MZ5-N
 Z	waterblue	sim. 5021	AMS29B-40MZ5-Z

While the information has been carefully compiled to the best of our knowledge, nothing is intended as representation or warranty on our part and no statement herein shall be construed as recommendation to infringe existing patents. In the effort to improve our products, we reserve the right to make changes judged to be necessary.

Draft	Date	Approved	Date	Rev.	Engineering change number	Name	Date
T. Georg	24.02.19	T. Georg	18.02.2022	a00	22-s061	G. Lisowski	18.02.2022

Rosenberger Hochfrequenztechnik GmbH & Co. KG P.O.Box 1260 D-84526 Tittmoning Germany www.rosenberger.de					Tel. : +49 8684 18-0 Email : info@rosenberger.de		Page 3 / 3
--	--	--	--	--	--	--	---------------