


Type 3624 Series

Type 3624 Series



The 3624 series unique design allows for a range of products which give not only a high current rating, but minimizes the board space required for this product. Tyco Sigma quality, matched with reliability and low cost make this series suitable for many applications in power line DC-DC conversion. The low height profile of the components make this series also suitable for hard disk drives, notebook PC's and other electronic equipment.

Key Features

- Available in 8 different sizes
- Down to 1.55mm height profile
- Isat to 12A
- Taped and reeled
- Low RDC
- Wide inductance range
- Ferrite core

PRODUCT
PLANNED FOR
EOL

LTB 18/08/2023

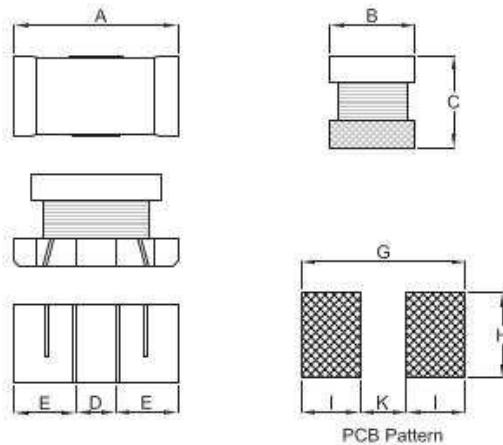
Electrical Characteristics - 3624A Series

Inductance Code	Inductance (μH)	Tolerance	Test Freq. (Hz) L	S.R.F. (MHz) Min.	R.D.C. (Ω) Max.	I.D.C. (mA) Max.
R12	0.12	±20%	1K	250.0	0.112	970
R22	0.22	±20%	1K	250.0	0.140	850
R33	0.33	±20%	1K	300.0	0.160	800
R47	0.47	±20%	1K	180.0	0.210	700
1R0	1.00	±20%	1K	100.0	0.392	510
2R2	2.20	±20%	1K	50.0	0.574	430
4R7	4.70	±20%	1K	31.0	0.910	340
100	10.0	±10%	1K	20.0	1.820	230
220	22.0	±10%	1K	14.0	4.200	160
470	47.0	±10%	1K	10.0	11.200	100
101	100.0	±10%	1K	7.0	16.800	80

Environmental Characteristics - 3624A Series

Storage Temp:	-40°C to +125°C
Operating Temp:	-25°C to +105°C
Rated Current:	Base on Temp. Rise & ΔL/L = 10% Typ.
Temp. Rise:	20°C Max.

Dimensions - 3624A Series



Series	A	B	C	D	E	G	H	I	K
3624A	3.20±0.3	1.60±0.3	1.85±0.3	1.10 typ.	0.90 min.	3.80 ref.	2.00 ref.	1.50 ref.	0.80 ref.

Type 3624 Series

Electrical Characteristics - 3624B Series

Inductance Code	Inductance (μH)	Tolerance	S.R.F. (MHz) Min.	R.D.C. (Ω) Max.	I.D.C. (mA)
1R0	1.0	±20%	100.0	0.078	1000
2R2	2.2	±20%	63.0	0.126	790
4R7	4.7	±20%	43.0	0.195	650
100	10.0	±10%	26.0	0.390	450
150	15.0	±10%	26.0	0.754	300
220	22.0	±10%	19.0	0.923	250
330	33.0	±10%	17.0	1.430	200
470	47.0	±10%	15.0	1.690	170
680	68.0	±10%	12.0	2.860	130
101	100.0	±10%	10.0	4.550	100

Electrical Characteristics - 3624C Series

Inductance Code	Inductance (μH)	Tolerance	Q Ref	Test Freq. (Hz)		S.R.F. (MHz) Nom.	R.D.C. (Ω) Max.	I _{rms} 1 (mA) Max.	I _{rms} 2 (mA) Max.
				L	Q				
1R0	1.0	±20%	20	1M	1M	100.0	0.10	600	750
1R2	1.2	±20%	20	1M	1M	100.0	0.12	580	720
1R5	1.5	±20%	20	1M	1M	75.0	0.13	560	660
1R8	1.8	±20%	20	1M	1M	60.0	0.14	520	640
2R2	2.2	±20%	20	1M	1M	50.0	0.15	480	620
2R7	2.7	±20%	20	1M	1M	43.0	0.18	430	600
3R3	3.3	±20%	20	1M	1M	38.0	0.20	400	580
3R9	3.9	±20%	20	1M	1M	35.0	0.25	360	540
4R7	4.7	±20%	20	1M	1M	31.0	0.28	330	490
5R6	5.6	±20%	20	1M	1M	28.0	0.36	300	440
6R8	6.8	±20%	20	1M	1M	25.0	0.40	280	420
8R2	8.2	±20%	20	1M	1M	23.0	0.45	260	390
100	10.0	±10%	35	1M	1M	20.0	0.65	220	320
120	12.0	±10%	35	1M	1M	18.0	0.70	200	290
150	15.0	±10%	35	1M	1M	16.0	1.00	180	270
180	18.0	±10%	35	1M	1M	15.0	1.10	170	240
220	22.0	±10%	35	1M	1M	14.0	1.30	155	220
270	27.0	±10%	35	1M	1M	13.0	1.60	130	165
330	33.0	±10%	40	1M	1M	12.0	1.85	120	160
390	39.0	±10%	40	1M	1M	11.0	2.00	115	152
470	47.0	±10%	40	1M	1M	11.0	3.00	110	146
560	56.0	±10%	40	1M	1M	10.0	3.20	105	138
680	68.0	±10%	35	1M	1M	9.0	3.80	96	130
820	82.0	±10%	35	1M	1M	8.5	5.60	85	105
101	100.0	±5 / ±10%	40	1M	796K	8.0	6.50	80	100
121	120.0	±5 / ±10%	40	1M	796K	7.5	7.00	75	95
151	150.0	±5 / ±10%	40	1M	796K	7.0	9.20	70	86
181	180.0	±5 / ±10%	40	1M	796K	6.0	10.20	65	80
221	220.0	±5 / ±10%	40	1M	796K	5.5	11.80	65	75
271	270.0	±5 / ±10%	40	1M	796K	5.0	14.80	60	70
331	330.0	±5 / ±10%	40	1M	796K	5.0	16.50	55	65
391	390.0	±5 / ±10%	46	1M	796K	5.0	22.00	50	60
471	470.0	±5 / ±10%	46	1K	796K	5.0	25.00	45	55
561	560.0	±5 / ±10%	46	1K	796K	5.0	28.00	40	48

Type 3624 Series

Electrical Characteristics - 3624D Series

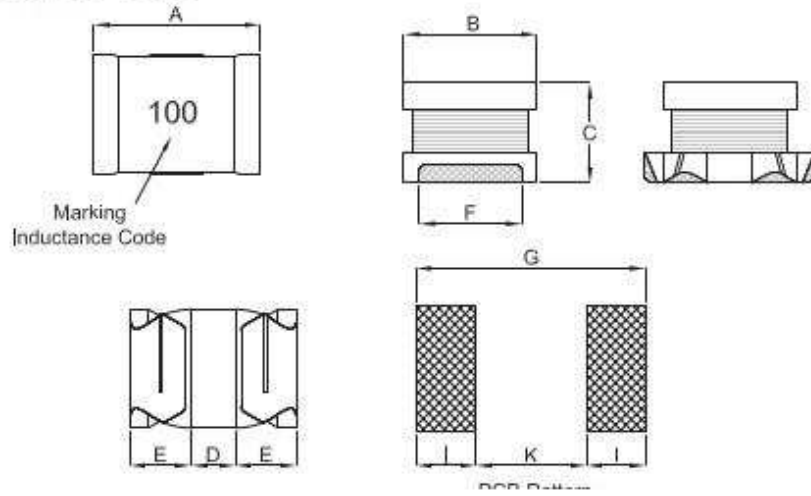
Inductance Code	Inductance (µH)	Tolerance	Q Ref	Test Freq. (Hz)		S.R.F. (MHz) Nom.	R.D.C. (Ω) Max.	I _{rms 1} (mA) Max. T = 20%	30I _{rms 2} (mA) Max. T = 40°C
				L	Q				
1R0	1.0	±20%	40	1M	1M	165.00	0.08	1400	1800
1R5	1.5	±20%	42	1M	1M	130.00	0.09	1350	1750
1R8	1.8	±20%	45	1M	1M	100.00	0.10	1300	1700
2R2	2.2	±20%	40	1M	1M	80.00	0.11	1250	1600
2R7	2.7	±20%	40	1M	1M	63.00	0.12	1200	1500
3R3	3.3	±20%	45	1M	1M	58.00	0.13	1000	1400
3R9	3.9	±20%	40	1M	1M	54.00	0.14	960	1320
4R7	4.7	±20%	36	1M	1M	45.00	0.15	940	1240
5R6	5.6	±20%	36	1M	1M	41.00	0.18	920	1180
6R8	6.8	±20%	36	1M	1M	37.00	0.20	860	1100
8R2	8.2	±20%	36	1M	1M	34.00	0.25	780	1000
100	10.0	±20%	48	1M	1M	30.00	0.30	750	950
120	12.0	±20%	48	1M	1M	28.00	0.42	700	800
150	15.0	±20%	45	1M	1M	26.00	0.50	650	730
180	18.0	±20%	42	1M	1M	22.00	0.60	570	680
220	22.0	±10%	50	1M	1M	20.00	0.70	460	830
270	27.0	±10%	50	1M	1M	19.00	0.90	360	520
330	33.0	±10%	55	1M	1M	18.00	1.10	330	430
390	39.0	±10%	60	1M	1M	17.00	1.30	310	410
470	47.0	±10%	60	1M	1M	15.00	1.50	285	390
560	56.0	±10%	58	1M	1M	14.00	1.60	270	385
680	68.0	±10%	58	1M	1M	11.00	2.10	230	330
820	82.0	±10%	60	1M	1M	11.00	2.20	215	300
101	100.0	±10%	60	1M	796K	10.00	2.50	200	270
121	120.0	±10%	60	1M	796K	9.00	3.00	180	240
151	150.0	±10%	55	1M	796K	8.50	3.70	165	220
181	180.0	±10%	55	1M	796K	7.00	4.50	145	200
221	220.0	±10%	45	1M	796K	6.30	5.40	130	185
271	270.0	±5 / ±10%	50	1M	796K	6.00	8.40	110	140
331	330.0	±5 / ±10%	55	1M	796K	5.80	11.50	100	120
391	390.0	±5 / ±10%	50	1K	796K	5.20	13.00	98	110
471	470.0	±5 / ±10%	50	1K	796K	5.00	14.20	85	105
561	560.0	±5 / ±10%	53	1K	796K	4.50	15.50	80	100
681	680.0	±5 / ±10%	45	1K	796K	3.50	16.80	75	90
821	820.0	±5 / ±10%	50	1K	796K	2.80	20.00	70	85
102	1000.0	±5 / ±10%	30	1K	252K	2.50	30.00	60	70
122	1200.0	±5 / ±10%	30	1K	252K	2.30	33.50	45	60
152	1500.0	±5- / ±10%	35	1K	252K	2.00	38.50	40	55
182	1800.0	±5 / ±10%	35	1K	252K	1.80	44.00	35	50
222	2200.0	±5 / ±10%	30	1K	252K	1.60	63.00	30	40

Environmental Characteristics - 3624B, C, D Series

Storage Temp:	-40°C to +125°C
Operating Temp:	-25°C to +105°C
Rated Current:	Base on Temp. Rise & ΔL/L = 10% Typ.
Temp. Rise:	20°C Max.

Type 3624 Series

**Dimensions -
3624B, C, D Series**



Series	A ± 0.3	B ± 0.3	C	D ref.	E ref.	F ref.	G ref.	H ref.	I ref.	K ref.
3624B	3.20	2.50	1.55 ± 0.15	1.30 typ.	1.20	1.20	3.80	2.80	1.40	1.00
3624C	3.20	2.50	2.00 ± 0.3	1.30	1.20	1.20	3.80	2.80	1.40	1.00
3624D	4.50	3.20	2.60 ± 0.3	1.30	1.60	2.00	5.40	3.60	2.00	1.40

**Electrical Characteristics -
3624E Series**

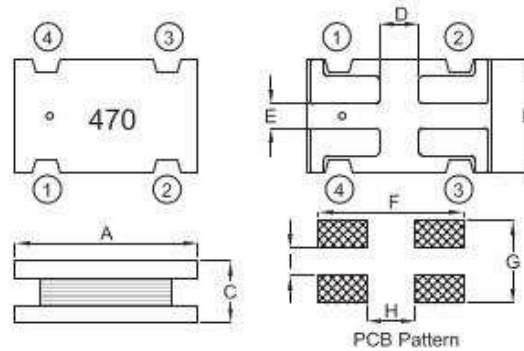
Inductance Code	Inductance (μH)	Tolerance	Q Ref.	Test Freq. (MHz)		S.R.F. (MHz) Nom.	R.D.C. (Ω) Max.	I.D.C. (A) Max.
				L	Q			
2R7	2.7	$\pm 20\%$	18	0.1	7.960	40.00	115	1.50
3R9	3.9	$\pm 20\%$	18	0.1	7.960	40.00	130	1.40
4R7	4.7	$\pm 20\%$	18	0.1	7.960	35.00	150	1.30
5R6	5.6	$\pm 20\%$	17	0.1	7.960	30.00	165	1.20
6R8	6.8	$\pm 20\%$	17	0.1	7.960	28.00	180	1.15
8R2	8.2	$\pm 20\%$	17	0.1	7.960	27.00	200	1.10
100	10.0	$\pm 20\%$	45	0.1	2.520	25.00	240	1.00
120	12.0	$\pm 20\%$	40	0.1	2.520	20.00	260	0.90
150	15.0	$\pm 20\%$	40	0.1	2.520	20.00	280	0.80
180	18.0	$\pm 20\%$	35	0.1	2.520	18.00	300	0.75
220	22.0	$\pm 20\%$	40	0.1	2.520	15.00	400	0.70
270	27.0	$\pm 20\%$	35	0.1	2.520	15.00	450	0.65
330	33.0	$\pm 10\%$	30	0.1	2.520	12.00	500	0.60
390	39.0	$\pm 10\%$	28	0.1	2.520	12.00	650	0.55
470	47.0	$\pm 10\%$	25	0.1	2.520	10.00	680	0.50
560	56.0	$\pm 10\%$	25	0.1	2.520	10.00	780	0.45
680	68.0	$\pm 10\%$	20	0.1	2.520	10.00	850	0.40
820	82.0	$\pm 10\%$	25	0.1	2.520	9.00	1300	0.35
101	100.0	$\pm 10\%$	45	0.1	0.796	8.00	1520	0.32
121	120.0	$\pm 10\%$	45	0.1	0.796	7.40	1650	0.30
151	150.0	$\pm 10\%$	60	0.1	0.796	5.80	2000	0.26
181	180.0	$\pm 10\%$	50	0.1	0.796	5.50	2300	0.23
221	220.0	$\pm 10\%$	50	0.1	0.796	5.30	2500	0.20
271	270.0	$\pm 10\%$	45	0.1	0.796	4.60	2850	0.18
331	330.0	$\pm 10\%$	60	0.1	0.796	4.00	3800	0.16
391	390.0	$\pm 10\%$	55	0.1	0.796	3.80	4200	0.15
471	470.0	$\pm 10\%$	45	0.1	0.796	3.40	5000	0.14
561	560.0	$\pm 10\%$	68	0.1	0.796	3.30	6200	0.12

Type 3624 Series

Environmental Characteristics - 3624E Series

Storage Temp:	-25°C to +85°C
Operating Temp:	-20°C to +80°C
Rated Current:	Base on Temp. Rise & $\Delta L/L = 10\%$ Max.
Temp. Rise:	40°C Max.

Dimensions - 3624E Series



Series	A	B	C	D	E	F	G	H	I
3624E	6.00±0.2	5.10±0.2	2.30±0.2	1.20 ref.	1.20 ref.	6.50 ref.	5.20 ref.	1.30 ref.	1.30 ref.

Electrical Characteristics - 3624F Series

Inductance Code	Inductance (µH)	Tolerance	Q Ref	Test Freq. (Hz)		S.R.F. (MHz) Nom.	R.D.C. (Ω) Max.	I _{rms} (mA) Max. $\Delta T = 20^\circ C$	I _{rms} (mA) Max. $\Delta T = 40^\circ C$
				L	Q				
1R0	1.00	±20%	25	100K/0.1V	7.960	180.0	0.042	2200	3200
1R2	1.20	±20%	25	100K/0.1V	7.960	145.0	0.047	2000	3000
1R8	1.80	±20%	25	100K/0.1V	7.960	105.0	0.052	1900	2700
2R2	2.20	±20%	24	100K/0.1V	7.960	95.00	0.060	1800	2600
2R7	2.70	±20%	23	100K/0.1V	7.960	80.00	0.065	1700	2500
3R3	3.30	±20%	23	100K/0.1V	7.960	65.00	0.075	1650	2350
3R9	3.90	±20%	22	100K/0.1V	7.960	70.00	0.080	1580	2250
4R7	4.70	±20%	20	100K/0.1V	7.960	60.00	0.100	1500	2100
5R6	5.60	±20%	20	100K/0.1V	7.960	56.00	0.105	1400	2000
6R8	6.80	±20%	20	100K/0.1V	7.960	45.00	0.115	1300	1900
8R2	8.20	±20%	20	100K/0.1V	2.520	40.00	0.150	1100	1500
100	10.0	±10%	23	100K/0.1V	2.520	36.00	0.170	1000	1400
120	12.0	±10%	20	100K/0.1V	2.520	36.00	0.180	900	1300
150	15.0	±10%	23	100K/0.1V	2.520	30.00	0.240	750	1120
180	18.0	±10%	20	100K/0.1V	2.520	30.00	0.280	700	1050
220	22.0	±10%	20	100K/0.1V	2.520	26.00	0.300	650	950
270	27.0	±10%	20	100K/0.1V	2.520	20.00	0.400	600	880
330	33.0	±10%	17	100K/0.1V	2.520	20.00	0.450	560	820
390	39.0	±10%	18	100K/0.1V	2.520	18.00	0.550	500	730
470	47.0	±10%	20	100K/0.1V	2.520	15.00	0.720	400	640
560	56.0	±10%	20	100K/0.1V	2.520	13.00	0.800	390	600
680	68.0	±10%	18	100K/0.1V	2.520	13.00	0.900	280	560
820	82.0	±10%	18	100K/0.1V	2.520	12.00	1.180	330	470
101	100.0	±10%	33	100K/0.1V	2.520	11.00	1.560	270	400
121	120.0	±10%	32	100K/0.1V	0.796	10.00	1.750	260	365
151	150.0	±10%	30	100K/0.1V	0.796	9.00	2.000	250	340

Type 3624 Series

**Electrical Characteristics -
3624F Series (continued)**

Inductance Code	Inductance (µH)	Tolerance	Q Ref	Test Freq. (Hz)		S.R.F. (MHz) Nom.	R.D.C. (Ω) Max.	I _{rms} (mA) Max. ΔT = 20°C	I _{rms} (mA) Max. ΔT = 40°C
				L	Q				
181	180.0	±10%	33	100K/0.1V	0.796	7.0	2.7	190	300
221	220.0	±10%	31	100K/0.1V	0.796	7.0	3.0	180	280
271	270.0	±10%	30	100K/0.1V	0.796	7.0	3.6	170	250
331	330.0	±10%	33	100K/0.1V	0.796	6.0	4.8	160	220
391	390.0	±10%	36	100K/0.1V	0.796	5.5	6.2	140	190
471	470.0	±10%	33	100K/0.1V	0.796	5.0	7.0	130	180
561	560.0	±10%	36	100K/0.1V	0.796	4.2	9.2	110	155
681	680.0	±10%	32	100K/0.1V	0.796	4.0	10.5	100	145
821	820.0	±10%	32	100K/0.1V	0.796	3.6	12.0	90	135
102	1000.0	±10%	30	100K/0.1V	0.252	3.2	14.2	80	125

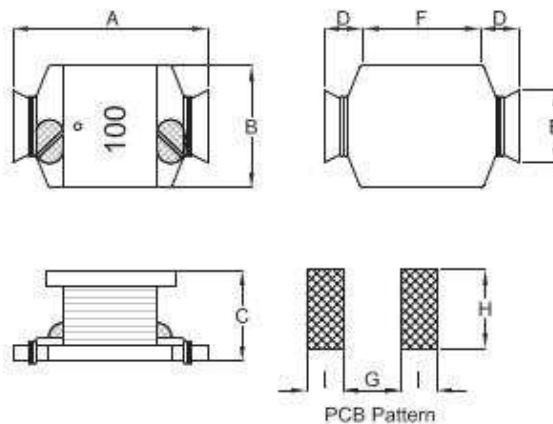
**Electrical Characteristics -
3624G Series**

Inductance Code	Inductance (µH)	Tolerance	S.R.F. (MHz) Nom.	R.D.C. (Ω) Max.	I _{rms} (A) ΔT = 40°C	I _{sat} (A) ΔL/L 30% Typ.
R56	0.56	±20%	200.0	4.5	9.0	12.0
1R2	1.20	±20%	100.0	8.2	6.0	8.8
2R2	2.20	±20%	75.0	16.0	4.5	6.5
4R7	4.70	±20%	35.0	35.0	3.0	4.2
100	10.0	±20%	26.0	60.0	2.4	3.0
150	15.0	±20%	29.0	90.0	2.0	2.4
220	22.0	±20%	15.0	160.0	1.6	2.0
330	33.0	±20%	10.0	185.0	1.2	1.6
470	47.0	±20%	8.0	260.0	1.0	1.3

**Environmental Characteristics -
3624F, G Series**

Storage Temp:	-40°C to +125°C
Operating Temp:	-25°C to +105°C

**Dimensions -
3624F, G Series**



Series	A	B	C	D	E	F	G	H	I
3624F	6.50±0.3	4.50±0.2	2.70±0.2	0.80 ref.	2.40 ref.	4.90 ref.	4.00 ref.	3.20 ref.	1.50 ref.
3624G	9.00±0.3	6.00±0.3	5.00±0.3	1.40 ref.	3.40 ref.	6.00 ref.	5.00 ref.	4.00 ref.	2.00 ref.

Type 3624 Series

Electrical Characteristics - 3624H Series

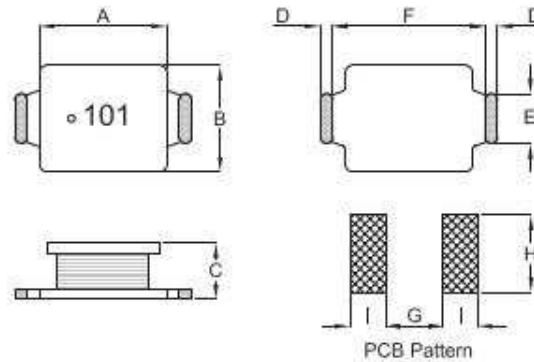
Inductance Code	Inductance (µH)	Tolerance	Q Ref.	Test Freq. (MHz)		S.R.F. (MHz) Nom.	R.D.C. (Ω) Max.	I.D.C. (A) Max.
				L	Q			
1R5	1.5	±20%	25	0.1	7.960	80.00	0.023	4.50
2R2	2.2	±20%	25	0.1	7.960	65.00	0.025	4.20
2R7	2.7	±20%	20	0.1	7.960	55.00	0.034	3.40
3R9	3.9	±20%	20	0.1	7.960	48.00	0.036	3.30
4R7	4.7	±20%	20	0.1	7.960	45.00	0.043	3.20
6R8	6.8	±20%	20	0.1	7.960	40.00	0.050	3.10
8R2	8.2	±20%	20	0.1	7.960	37.00	0.052	3.00
100	10.0	±20%	20	0.1	2.520	30.00	0.057	2.80
120	12.0	±20%	25	0.1	2.520	28.00	0.080	2.60
150	15.0	±20%	25	0.1	2.520	27.00	0.090	2.30
180	18.0	±20%	25	0.1	2.520	23.00	0.100	2.10
220	22.0	±20%	25	0.1	2.520	22.00	0.120	2.00
270	27.0	±20%	25	0.1	2.520	20.00	0.150	1.80
330	33.0	±10%	25	0.1	2.520	18.00	0.170	1.60
390	39.0	±10%	25	0.1	2.520	16.00	0.180	1.50
470	47.0	±10%	20	0.1	2.520	15.00	0.230	1.30
560	56.0	±10%	20	0.1	2.520	13.00	0.260	1.20
680	68.0	±10%	20	0.1	2.520	12.00	0.330	1.00
820	82.0	±10%	20	0.1	2.520	10.00	0.390	0.95
101	100.0	±10%	20	0.1	0.796	9.00	0.550	0.90
121	120.0	±10%	20	0.1	0.796	8.00	0.610	0.80
151	150.0	±10%	20	0.1	0.796	7.50	0.710	0.75
181	180.0	±10%	20	0.1	0.796	7.00	0.910	0.70
221	220.0	±10%	20	0.1	0.796	6.50	1.100	0.60
271	270.0	±10%	20	0.1	0.796	5.00	1.400	0.55
331	330.0	±10%	20	0.1	0.796	4.50	1.600	0.50
391	390.0	±10%	20	0.1	0.796	4.30	1.800	0.45
471	470.0	±10%	20	0.1	0.796	4.00	2.350	0.40
561	560.0	±10%	20	0.1	0.796	3.50	2.650	0.38
681	680.0	±10%	20	0.1	0.796	3.00	3.000	0.35
821	820.0	±10%	25	0.1	0.796	2.50	4.350	0.32
102	1000.0	±10%	25	0.1	0.252	2.30	4.800	0.30
122	1200.0	±10%	25	0.1	0.252	2.20	6.000	0.25
152	1500.0	±10%	25	0.1	0.252	2.10	7.000	0.23
182	1800.0	±10%	25	0.1	0.252	2.00	8.000	0.20
222	2200.0	±10%	25	0.1	0.252	1.70	10.00	0.18
272	2700.0	±10%	25	0.1	0.252	1.50	12.00	0.16
332	3300.0	±10%	25	0.1	0.252	1.20	15.00	0.15

Environmental Characteristics - 3624H Series

Storage Temp:	-40°C to +125°C
Operating Temp:	-25°C to +105°C
Rated Current:	Based on Temp. Rise & ΔL/L = 10% Max.
Temp. Rise:	40°C Max.

Type 3624 Series

Dimensions - 3624H Series



Series	A	B	C	D	E	F	G	H	I
3624H	13.10±0.3	8.00±0.3	3.50±0.2	1.50±0.5	3.80±0.2	10.00±1.0	8.00 ref.	4.50 ref.	3.00 ref.

Electrical Characteristics - 3624J Series

Inductance Code	Inductance (µH)	Tolerance	Test Freq (KHz) @ 0.25V	R.D.C. (Ω) Max.	I.D.C. (mA)Max
R10	0.10	±30%	100	0.018	4240
R12	0.12	±30%	100	0.022	3970
R15	0.15	±30%	100	0.023	3870
R18	0.18	±30%	100	0.029	3100
R22	0.22	±30%	100	0.034	3070
R27	0.27	±30%	100	0.042	2460
R33	0.33	±30%	100	0.048	2070
R39	0.39	±30%	100	0.059	1610
R47	0.47	±30%	100	0.068	1530
R56	0.56	±30%	100	0.091	1480
R68	0.68	±30%	100	0.101	1370
R82	0.82	±30%	100	0.116	1280
1R0	1.0	±20%	100	0.160	750
1R5	1.5	±20%	100	0.247	700
2R0	2.0	±20%	100	0.300	650
2R2	2.2	±20%	100	0.330	610
2R7	2.7	±20%	100	0.360	550
3R3	3.3	±20%	100	0.500	500
3R9	3.9	±20%	100	0.700	490
4R7	4.7	±20%	100	0.740	470
6R8	6.8	±20%	100	0.970	450
8R2	8.2	±20%	100	1.490	400
100	10	±20%/±10%	1	1.620	370
120	12	±20%/±10%	1	1.890	340
150	15	±20%/±10%	1	2.170	320
220	22	±20%/±10%	1	3.420	250
270	27	±20%/±10%	1	4.280	210
330	33	±20%/±10%	1	5.470	200
390	39	±20%/±10%	1	6.290	170
470	47	±20%/±10%	1	9.870	130
680	68	±20%/±10%	1	12.17	110
820	82	±20%/±10%	1	14.50	90
101	100	±20%/±10%	1	19.62	80
121	120	±20%/±10%	1	22.03	23

Type 3624 Series

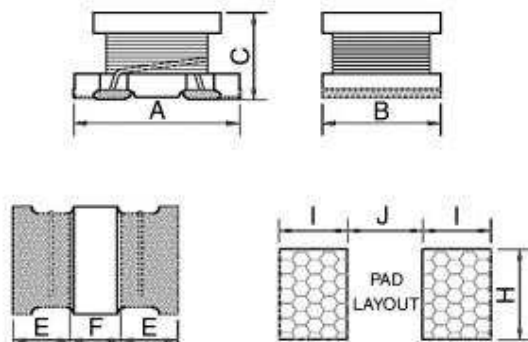
**Electrical Characteristics -
3624K Series**

Inductance Code	Inductance (μH)	Tolerance	Test Freq @ 0.1V	R.D.C. (Ω) Max.	I.D.C. (mA)Max
R12	0.12	±20%	1MHz	0.0098	6000
R27	0.27	±20%	1MHz	0.0140	5300
R47	0.47	±20%	1MHz	0.0182	4800
1R0	1.0	±20%	1MHz	0.0270	4000
1R5	1.5	±20%	1MHz	0.0310	3700
2R2	2.2	±20%	1MHz	0.0410	3200
3R3	3.3	±20%	1MHz	0.0500	2900
4R7	4.7	±20%	1MHz	0.0574	2700
6R8	6.8	±20%	1MHz	0.1040	2000
100	10	±20%/±10%	1MHz	0.1300	1700
150	15	±20%/±10%	1MHz	0.210	1400
220	22	±20%/±10%	1MHz	0.266	1200
330	33	±20%/±10%	1MHz	0.448	900
470	47	±20%/±10%	1MHz	0.560	800
680	68	±20%/±10%	1MHz	0.938	640
101	100	±20%/±10%	100kHz	1.204	560
151	150	±20%/±10%	100kHz	2.660	420
221	220	±20%/±10%	100kHz	3.360	320
331	330	±20%/±10%	100kHz	6.160	270
471	470	±20%/±10%	100kHz	7.560	240
681	680	±20%/±10%	100kHz	11.34	190
102	1000	±20%/±10%	10kHz	14.42	150
222	2200	±20%/±10%	10kHz	30.10	100
472	4700	±20%/±10%	10kHz	61.04	70
103	10000	±20%/±10%	10kHz	140.0	50

**Environmental Characteristics -
3624J, K Series**

Operating Temp:	-25°C - +85°C
-----------------	---------------

**Dimensions -
3624J, K Series**



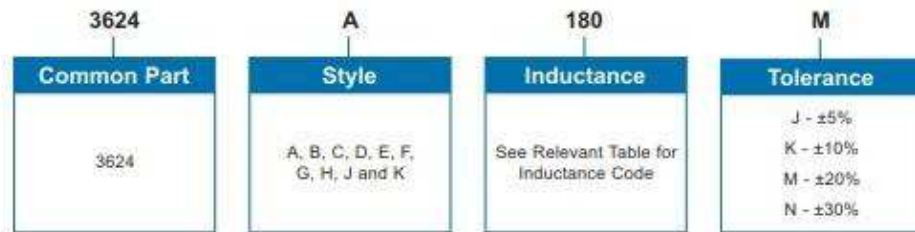
Series	A	B	C	E	F	H	I	J
3624J	2.0±0.3	1.5±0.3	1.40±0.4	0.5min	1.0min	2.2	0.95	0.8
3624K	5.7±0.3	5.0±0.3	4.7±0.5	1.3min	1.7min	5.0	2.0	2.0

Type 3624 Series

Reliability Test - 3624 Series

Test Item	Specification	Test Condition
Thermal Shock Test: (Temp Cycle)	$\Delta L \leq 10\%$	Room Temp. \rightarrow $-25 \pm 2^\circ\text{C}$ 15 minutes \rightarrow 30 minutes Room Temp. \rightarrow $85 \pm 2^\circ\text{C}$ 15 minutes \rightarrow 30 minutes Total: 50 cycles
Humidity Resistance Test:	$\Delta L \leq 10\%$	Temperature: $40 \pm 2^\circ\text{C}$ Humidity: 90 - 95% Applied Current: Per spec. Time: 500 hours
High Temp. Resistance Test:	$\Delta L \leq 10\%$	Temperature: $85 \pm 2^\circ\text{C}$ Applied Current: Per spec. Time: 500 hours

How to Order



While TE has made every reasonable effort to ensure the accuracy of the information in this Data Sheet, TE does not guarantee that it is error-free, nor does TE make any other representation, warranty or guarantee that the information is accurate, correct, reliable or current. TE reserves the right to make any adjustments to the information contained herein at any time without notice. TE expressly disclaims all implied warranties regarding the information contained herein, including, but not limited to, any implied warranties of merchantability or fitness for a particular purpose. The dimensions in this data sheet are for reference purposes only and are subject to change without notice. Specifications are subject to change without notice. Consult TE for the latest dimensions and design specifications.