


3S7B_3UP series

3W Single/Dual Output - Fixed Input - Isolated & Semi-regulated SIP Package



DC-DC Converter

3 Watt

- ⊕ Small Footprint
- ⊕ 7 pin SIL package
- ⊕ Low ripple and superior EMC features
- ⊕ Temperature range: -40°C ~ +85°C
- ⊕ No heat sink required
- ⊕ No external component required
- ⊕ 3KVDC isolation
- ⊕ Internal SMD construction
- ⊕ Industry standard pinout
- ⊕ RoHS compliance
- ⊕ High efficiency



Common specifications	
Short circuit protection:	continuous short circuit protection
Cooling:	Free air convection
Operation temperature range:	-40°C – +85°C
Storage temperature range:	-50°C – +150°C
Case temperature above ambient:	30°C MAX
Lead temperature:	300°C (1.5mm from case for 10 sec.)
Storage humidity range:	< 95%
Case material:	Non-conductive black plastic [UL94-V0]
Potting material:	Epoxy [UL94-V0]
MTBF:	>3,500,000 hours
Weight:	2.8g

Isolation specifications					
Item	Test condition	Min	Typ	Max	Units
Isolation voltage	Tested for 1 minute	3000			VDC
Isolation capacitance	Tested for 1 minute		60		pF
Isolation resistance	Test at 500VDC	1			GΩ

Example:

3S7B_0505S3UP

3 = 3Watt; S7 = SIP7; B = Pinning; 5Vin; 5Vout; S = Single Output;

3 = 3kVDC; U= Unregulated Output; P = Short Circuit Protection

Note:

- Operation under minimum load will not damage the converter; however, they may not meet all specification listed, and that will reduce the life of product.
- All specifications measured at Ta = 25°C, humidity <75%, nominal input voltage and rated output load unless otherwise specified.
- In this datasheet, all the test methods of indications are based on corporate standards.
- Only typical models listed, other models may be different, please contact our technical support for more details.

The 3S7B_3UP series is specially designed for applications where a single power supply is highly isolated from the input power supply in a distributed power supply system on a circuit board.

These products apply to:

- Where the voltage of the input power supply is fixed (voltage variation $\leq \pm 5\%$);
- Where isolation is necessary between input and output (isolation voltage $\leq 3000\text{VDC}$);
- Where the regulation of the output voltage and the output ripple and noise are demanded.

Output specifications						
Item	Test condition	Min	Typ	Max	Units	
Line regulation	High Vin to low Vin		± 1	± 1.2	%	
Load regulation	see table					
Output voltage accuracy	100% full load	± 2		± 4	%	
Temperature drift	100% full load		± 0.02		%/°C	
Ripple&Noise*	20MHz Bandwidth		35	50	mVp-p	
Switching frequency	Variable		65		KHz	

* Test ripple and noise measured with 20MHz bandwidth and 1.0UF ceramic capacitor.

Input specifications					
Item	Test condition	Min	Typ	Max	Units
Voltage range	• 3.3Vin	2.9	3.3	3.6	V
	• 5Vin	4.5	5	5.5	V
	• 12Vin	11	12	13	V
	• 15Vin	13.4	15	16.4	V
	• 24Vin	22	24	26	V
Input filter	Capacitor				
Input reflected ripple current			25		mA pk-pk

EMC specifications		
CE*	EN55022	CLASS B
RE	EN55022	CLASS B
ESD	IEC 61000-4-2	perf. Criteria A
RS	IEC 61000-4-3	perf. Criteria A
EFT**	IEC 61000-4-4	perf. Criteria A
CS	IEC 61000-4-6	perf. Criteria A
PFMF	IEC 61000-4-8	perf. Criteria A

* Input filter components (C1, L) are used to help meet conducted emissions requirement for the module. These components should be mounted as close as possible to the module; all leads should be minimized to decrease radiated noise (see EMI filter, Test configuration).

** An external filter is required if the module has to meet IEC61000-4-4

3S7B_3U/E Series

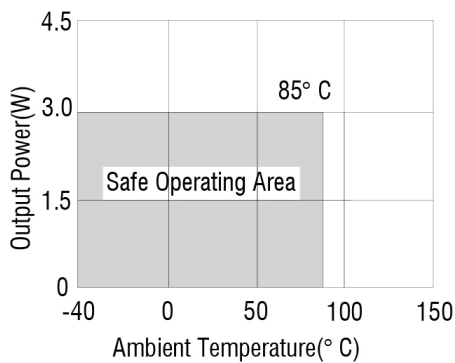
3W Single/Dual Output - Fixed Input - Isolated & Semi-regulated
SIP PACKAGE

Part Number	Input Voltage [V]	Output Voltage [VDC]	Current [mA, max]	Load regulation [%]	Efficiency [%, max]
3S7B_0303S3UP	3.3	3.3	909	7.2	83
3S7B_0305S3UP	3.3	5	600	7.2	83
3S7B_0503S3UP	5	3.3	909	7.2	83
3S7B_0505S3UP	5	5	600	7.2	83
3S7B_0509S3UP	5	9	333	5.8	86
3S7B_0512S3UP	5	12	250	5.0	86
3S7B_0515S3UP	5	15	200	4.6	87
3S7B_1205S3UP	12	5	600	4.9	84
3S7B_1209S3UP	12	9	333	3.0	87
3S7B_1212S3UP	12	12	250	2.9	87
3S7B_1215S3UP	12	15	200	2.5	89
3S7B_1515S3UP	15	15	200	2.5	84
3S7B_2405S3UP	24	05	600	4.9	84
3S7B_2412S3UP	24	12	250	5.0	84
3S7B_2415S3UP	24	15	200	2.5	89
3S7B_2424S3UP	24	24	125	5.0	83
3S7B_0505D3UP	5	±5	±300	6.3	83
3S7B_0509D3UP	5	±9	±166.5	5.4	86
3S7B_0512D3UP	5	±12	±125	4.8	86
3S7B_0515D3UP	5	±15	±100	5.3	87
3S7B_0524D3UP	5	±24	±62.5	5.0	83
3S7B_1205D3UP	12	±5	±300	3.9	84
3S7B_1209D3UP	12	±9	±166.5	2.9	86
3S7B_1212D3UP	12	±12	±125	2.8	87
3S7B_1215D3UP	12	±15	±100	2.5	87
3S7B_1515D3UP	15	±15	±100	2.5	87
3S7B_2405D3UP	24	±5	±300	3.9	84
3S7B_2412D3UP	24	±12	±125	2.8	87
3S7B_2415D3UP	24	±15	±100	2.5	87
3S7B_2424D3UP	24	±24	±62.5	5.0	83

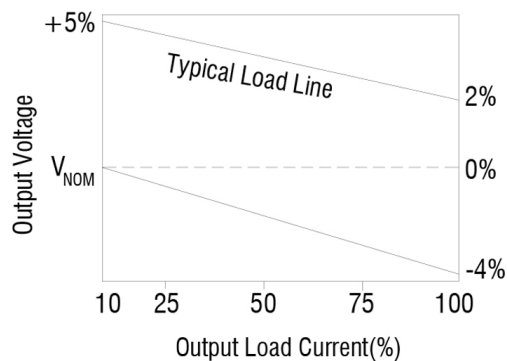
„P“ means: Short Circuit Protection (SCP)

Typical characteristics

Temperature derating graph



Tolerance envelope graph

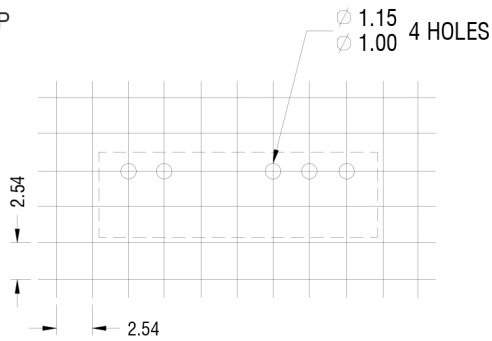


3S7B_3U/E Series

3W Single/Dual Output - Fixed Input - Isolated & Semi-regulated
SIP PACKAGE

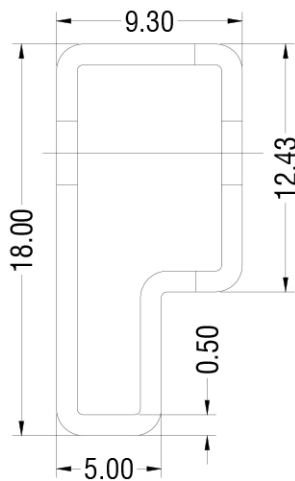
Footprint

7Pin SIP



Unless otherwise stated all dimensions in mm ± 0.5 mm.

Tube outline

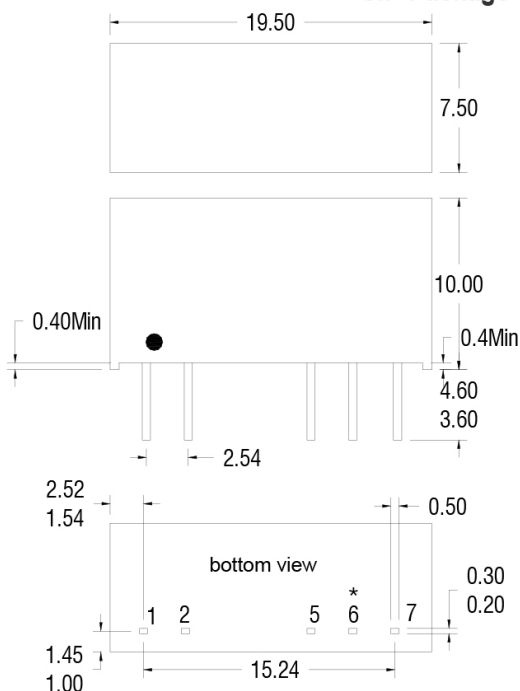


Note:
Unit: mm[inch]
All dimensions in mm ± 0.5 mm.
Tube length: 520mm ± 2 mm
Tube quantity: 25PCS

Mechanical Dimensions

Pin connections

SIP Package



Pin	Single	Dual
1	+Vin	+Vin
2	-Vin	-Vin
5	-Vout	-Vout
6	--	0V
7	+Vout	+Vout

Note:
Unit: mm[inch]
All dimensions in mm ± 0.25 mm.
All pins on a 2.54mm pitch and within ± 0.25 mm of true position.
* Pin not fitted on single output variants