

Cat5/5e

Molex's broad range of Modular Jacks and Plugs provides versatile solutions that meet today's bandwidth requirements and the ever increasing need for the transfer of information.

Cat3

The extensive breadth of products offers exceptional performance and reliability for voice, data and high-speed networking applications, and are the ideal solution for consumer, office, medical, commercial and industrial applications.

Reference Information

Circuit sizes: 4, 6, 8 contacts

Mating direction:

Right angle, vertical

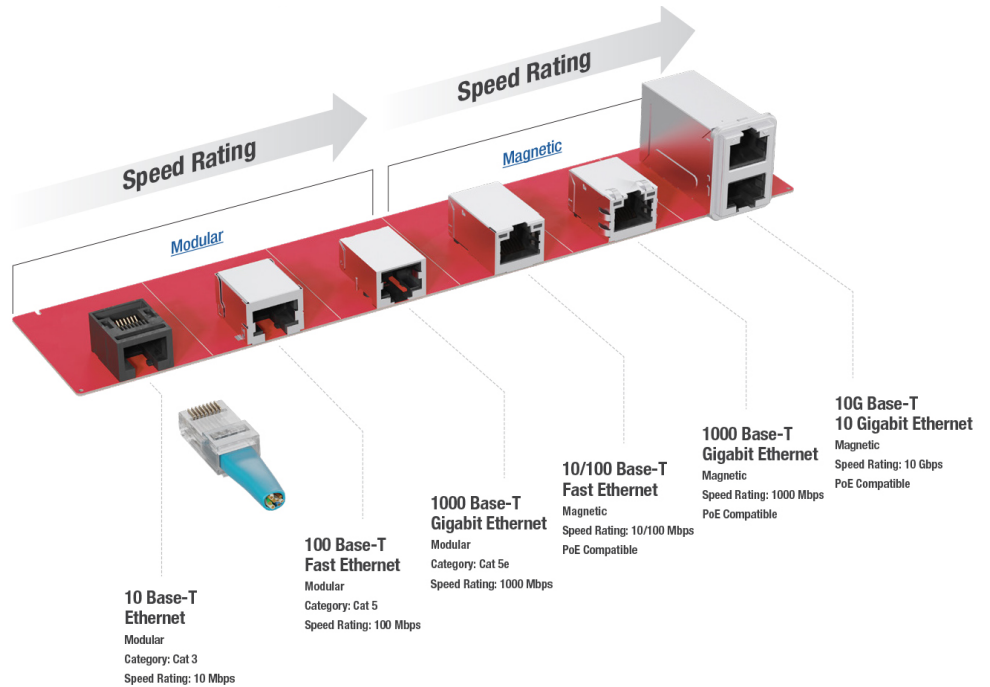
Shielding: With and without

Number of ports: Single, multiport

Soldering: Through hole, SMT

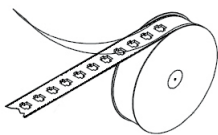
Speeds: Cat3, Cat5, Cat5E, One of the largest selections of modular jacks in the industry

Molex Modular Jacks provide high-quality performance with competitive prices and lead times.

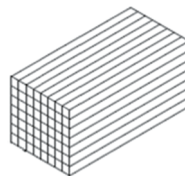


Visit Molex.com for more information about Molex's Magnetic Jack offering.

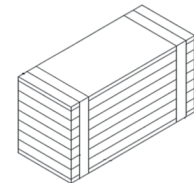
Packaging Types



Tape and reel

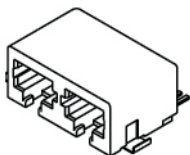


Tube

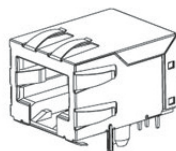


Tray

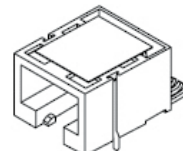
Orientation Types



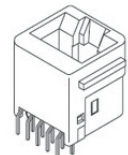
2 ports



Right angle



SMT



Vertical

Ordering Information

	Series	Orientation	Ports	Category	PCB attachment		Shielding	LED	Positions/Loaded Contacts	Height (mm)	Description			
					Signal tails	Body tails								
	43814	Right angle	2	3	Through hole	Through hole	None	No	6/2, 6/4, 6/6	12.70	Inverted flangeless			
	43841								6/2, 6/4, 6/6, 8/4, 8/6, 8/8	11.80	Outboard fitting nails			
	44193								Inboard fitting nails					
	43223		2, 3, 4, 5, 6, 8	3			External, none	No	6/2, 6/4, 6/6, 8/4, 8/6, 8/8, 8/10	12.83/13.31	Multi-port, low profile			
	44560		2, 4	5e			8/8	9.19/9.53	Low profile					
	44150		2, 4, 6, 8	5e			External, none	No	8/8	12.83/13.31	Press-fit or snap-fit pegs			
	44248		2, 4	3				Lightpipes	6/4, 6/6, 8/8	13.21/13.45	Inverted			
	44170		8, 12, 16	5e			External	Lightpipes	8/8	25.41	Press-fit or snap-fit pegs			
	44520							No						
	95503	Vertical	1	3	Through hole, SMT	Through hole	X	No	4/4 6/4 6/6 8/8	12.7 or 15.7	Flush or flange. Low or high profile			
	95522				Flush or flange									
	95551				6/6				16.25	Offset plug latch				
	95552				Internal shield				8/8	Internally shielded flush or flange				
	95623										External shield	16.50	Shielded top entry	
	85510				SMT				SMT	X	4/4 6/4 6/6 8/8	15.70	SMT solder tabs, optional pick & place tape	
	85513											12.70		
	85506				5				Through hole	Through hole	8/8	16.30	Unshielded through hole	
	85507											Internal shield	16.25	Flush or flange
	85508											External shield	16.50	Shielded top entry
	85511											X	12.70 or 15.70	Low and high profile
	42410											3	Through hole	Through hole
	42878				8/2, 8/4, 8/6, 8/8, 8/10				12.70					
	43090				No					8/8, 8,10	Radius housing			