
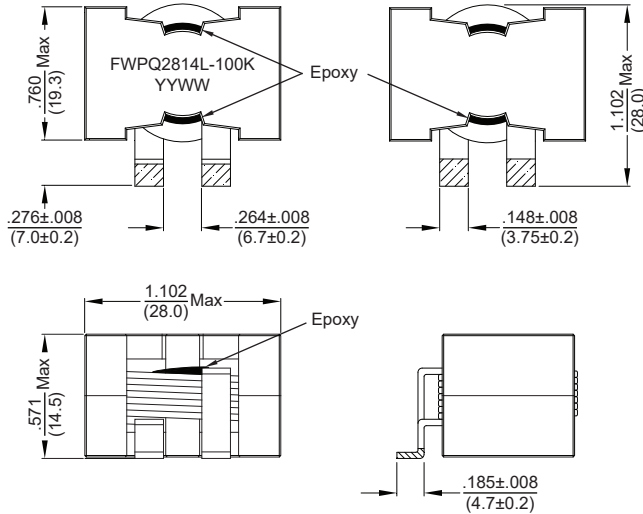


Flat Wire SMD Power Inductor

FWPQ2814L



Allied Part Number	Inductance ±10% (µH)	Test Frequency KHz, 0.1V	DCR (mΩ) Max	I _{rms} (A) Typ.		I _{sat} (A) Typ			SRF (MHz) Typ.
				20°C	40°C	10%	20%	30%	
FWPQ2814L-1R5M	1.5	500	1.62	20.0	30.0	100	>100	>100	60.0
FWPQ2814L-2R2M	2.2	500	1.62	20.0	30.0	82.0	84.0	84.8	50.0
FWPQ2814L-3R3M	3.3	500	1.62	20.0	30.0	48.0	54.0	57.0	40.0
FWPQ2814L-4R7M	4.7	500	1.62	20.0	30.0	33.0	36.9	39.0	30.0
FWPQ2814L-6R8M	6.8	500	1.62	20.0	30.0	22.0	26.0	27.8	25.0
FWPQ2814L-100M	10	500	1.62	20.0	30.0	13.0	16.2	17.6	20.0
FWPQ2814L-150M	15	500	1.62	20.0	30.0	7.5	9.8	11.0	15.0
FWPQ2814L-220M	22	500	1.62	20.0	30.0	4.5	6.0	6.8	10.0
FWPQ2814L-330M	33	500	1.62	20.0	30.0	2.0	2.6	3.3	7.0

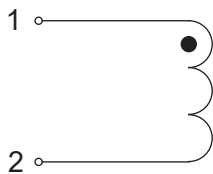
All specifications subject to change without notice.

- Features**
- Flat Wire SMD Power Choke.
 - Low Magnetic Loss
 - Low DCR
 - High Saturation Current

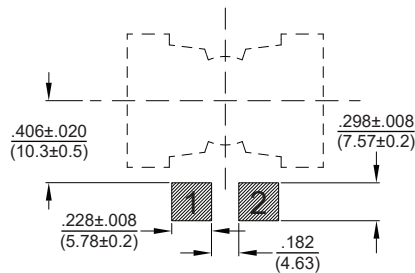
Electrical

Inductance Range: 1.5µH to 33µH
Tolerance: ±10%
Test Frequency: 500KHz, 0.1V
Operating Temp: -40°C to +85 °C (including self temp rise).
I_{sat}: Current at which the inductance will drop by 10%, 20%, and 30% from its original inductance without current.
I_{rms}: The actual value of DC current when the temperature rise is ΔT 20°C and ΔT 40°C.

SCHEMATIC



RECOMMENDED PAD LAYOUT



Test Equipment

Inductance: Precision LCZ Meters TH2826 + TH1773
DCR: Chenhwa 502A Ohm Meter

Physical

Packaging: 35 per Tray, 630pcs per Carton
Marking: Part Number & Date Code