SIGN	DATE	DESCRIPTION	APPROVER
△1	12/18`12	Change the screw plating specification	Jacky
△2	03/18`13	Change the screw plating specification	Jacky
THIS IS CAD DRAWING, DO NOT REVISE MANUALLY!!!			

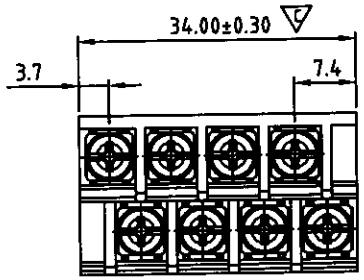

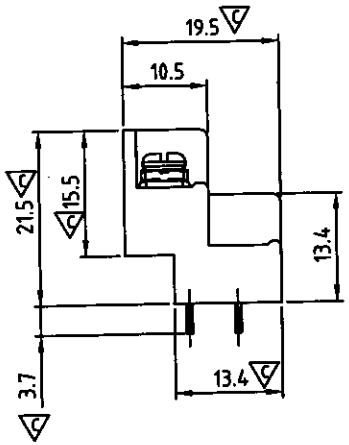

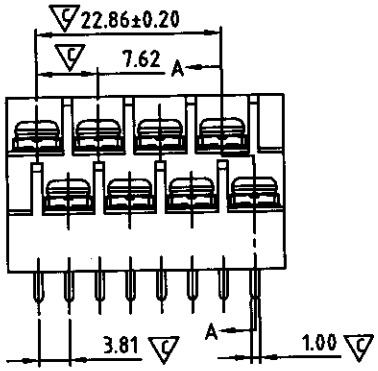

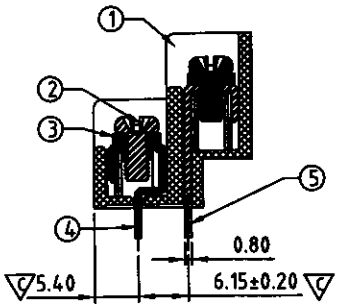

SECTION A-A

MATERIALS ELECTRICAL cULus
RATED VOLTAGE & CURRENT: 300 V, 10 A
WITHSTAND VOLTAGE: AC 2000 V/Min
INSULATION RESISTANCE: 1000 MΩ OR MORE AT DC 500 V
OPERATING TEMPERATURE RANG: -40 °C ~ +130 °C
SCREW TORQUE VALUE: 5.2 Lb-In
WIRE RANGE: 16 - 26 AWG
Critical dimension: ▽

NO:	Name	Material/ standards	Number
①	Molded Parts:	PBT, UL 94 V-0	1
②	Terminals Screw:	Steel M3 Ni Plated	8
③	Washer :	Steel Ni Plated	8
④	Terminals(S):	Brass 0.8t ; Tin Plated	4
⑤	Terminals(L):	Brass 0.8t ; Tin Plated	4

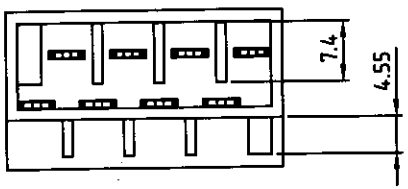

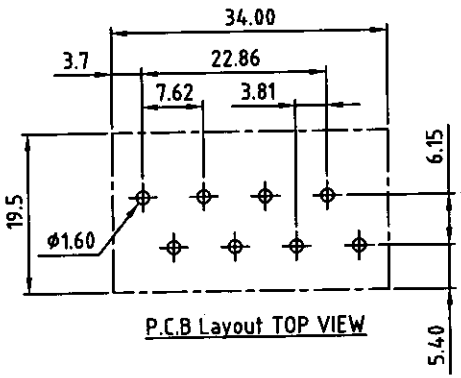

P.C.B Layout TOP VIEW

恩尼特克電子科技(深圳)有限公司 文件中心 2013.03.29 ANYTEK INTERNATIONAL CO., LTD.

ANYTEK

CUSTOMER COPY

ALL RIGHTS RESERVED. REPRODUCTION OR ISSUE TO THIRD PARTIES IN ANY FORM WHATEVER IS NOT PERMITTED WITHOUT WRITTEN AUTHORITY FROM THE PROPRIETOR. PROPERTY OF ANYTEK TECHNOLOGY CO., LTD

TITLE	YK-66C Series 2×4P				
PART NO.	YK66C0803000G			DWG NO.	8YK0001-66C
APPROVED	CHECKED	DESIGNED	DRAWN	CUST NO.	62776143003
		Jacky 2013.13.18	Jacky 2013.13.18	UNIT: mm	
				SCALE: NONE	
				SHEET: 01/01	REV.: D

Tolerance	
X.	±0.50
X.X	±0.30
X.XX	±0.10
X°	±1°