

## ULTRA MINIATURE CERAMIC SMD CRYSTAL (2.0 x 1.6 x 0.46mm)

### FEATURES:

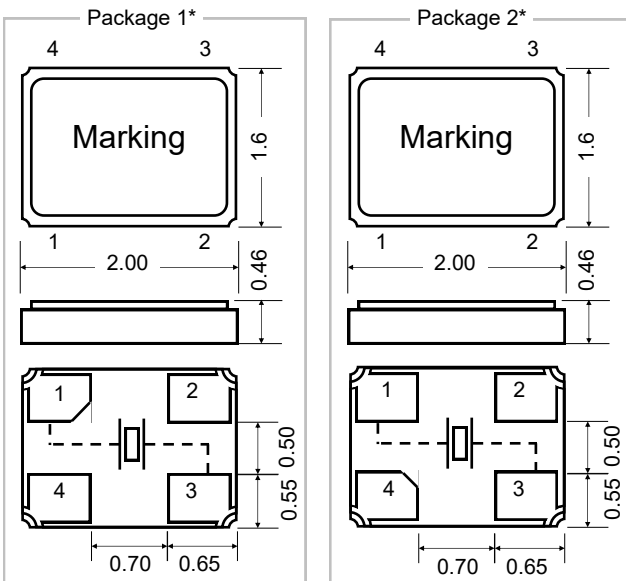
- TIGHT TOLERANCE AND STABILITY AVAILABLE
- AUTOMOTIVE GRADE AEC-Q200 QUALIFIED VERSION AVAILABLE
- SUITABLE FOR ROHS REFLOW



### SPECIFICATION

<b>FREQUENCY RANGE</b>	16.000MHz ~ 60.000MHz		
<b>STANDARD FREQUENCIES</b>	20.000000MHz 22.000000MHz 24.576000MHz 28.636363MHz 36.000000MHz	20.480000MHz 24.000000MHz 26.000000MHz 32.000000MHz 40.000000MHz	20.250000MHz 24.545450MHz 27.000000MHz 32.768000MHz 60.000000MHz
<b>FREQUENCY TOLERANCE @ 25°C</b>	±10ppm ~ 50ppm (See P/N guide for other options)		
<b>FREQUENCY STABILITY</b>	±10ppm ~ 50ppm (See P/N guide for other options)		
<b>OPERATING TEMPERATURE RANGE</b>	STD: 0°C ~ 70°C, Option: -40°C ~ 85°C (See P/N guide for other options)		
<b>STORAGE TEMPERATURE RANGE</b>	-55°C ~ 125°C		
<b>LOAD CAPACITANCE</b>	STD: 8pF (See P/N guide for other options)		
<b>SHUNT CAPACITANCE</b>	3.5pF max.		
<b>INSULATION RESISTANCE</b>	500MΩ min. @ 100V <sub>DC</sub> ± 15V <sub>DC</sub>		
<b>DRIVE LEVEL</b>	200μW max.		
<b>AGING @ 25°C ± 3°C</b>	±2.0ppm / 1 <sup>st</sup> year max.		
<b>EQUIVALENT SERIES RESISTANCE</b>	16.000MHz ~ 20.000MHz: 150Ω max. 25.001MHz ~ 40.000MHz: 60Ω max.	20.001MHz ~ 25.000MHz: 80Ω max. 40.001MHz ~ 60.000MHz: 50Ω max.	
<b>OPERATION MODE</b>	AT cut, Fundamental		

### PACKAGE DIMENSIONS

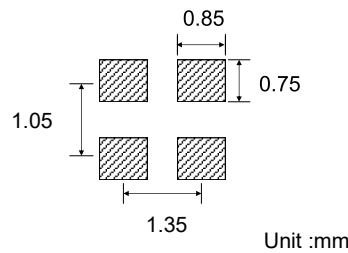


Pin Configuration	
1	Xtal
2	GND
3	Xtal
4	GND

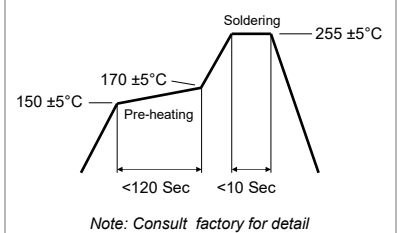
\* Package 1 and 2 are provided interchangeably based on material availability.  
\*\* Different chamfer location between package 1 and 2.

Unit : mm

### SOLDER PATTERN



### REFLOW PROFILE



### PART NUMBERING GUIDE

**CS21 - F 50 50 HM 08 - 26.000M - TR**

<b>Product series</b> CS21	<b>Stability</b> 50: ± 50ppm 30: ± 30ppm (standard) 25: ± 25ppm 20: ± 20ppm 15: ± 15ppm 10: ± 10ppm XX: Two digit for Tolerance	<b>Load Capacitance</b> 07: 7pF 08: 8pF 10: 10pF 12: 12pF 16: 16pF 18: 18pF	<b>Options</b> Q: AEC-Q200 Qualified TR: Tape and reel
<b>Mode</b> F: Fundamental	<b>Operating Temperature</b> A: -55 B: -50 C: -40 D: -35 E: -30	<b>Series</b> 20: 20pF 22: 22pF 24: 24pF 28: 28pF 32: 32pF S: Series	<b>Frequency</b> M: MHz
	<b>F:</b> -20 <b>G:</b> -10 <b>H:</b> 0 <b>J:</b> 50 <b>K:</b> 60	<b>M:</b> 70 <b>N:</b> 75 <b>P:</b> 80 <b>Q:</b> 85 <b>R:</b> 90	

Transko Electronics, Inc reserves the right to make changes to the product (s), service (s), and specification (s) described herein without notice. See "Terms of Sale" for details on our website.