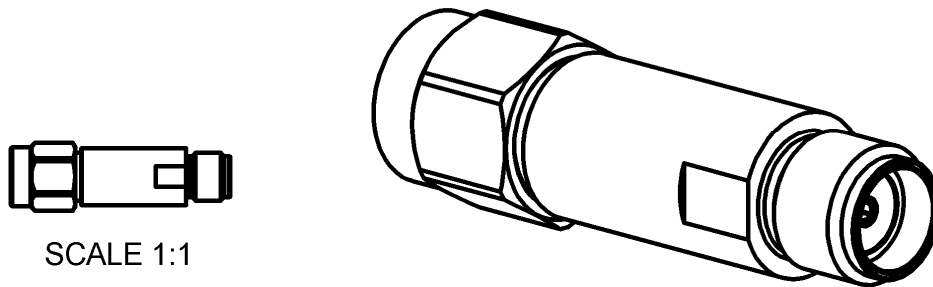
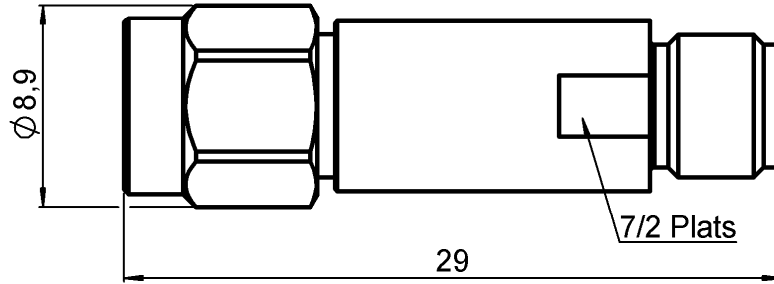
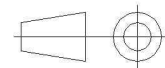


**SMA ATTENUATOR**  
**40 DB 4GHZ 2W**

**R413.840.115**  
Series : ATTENUATOR



All dimensions are in mm.



COMPONENTS	MATERIALS	PLATING(μm)
BODY	STAINLESS STEEL	
MALE CENTER CONTACT	BERYLLIUM COPPER	GOLD 2.5 OVER NICKEL 1
FEMALE CENTER CONTACT	BERYLLIUM COPPER	GOLD 2.5 OVER NICKEL 1
OUTER CONTACT		
INSULATOR	PTFE	
GASKET	SILICONE RUBBER	
SUBSTRATE	ALUMINA	
RESISTOR	THIN FILM	
OTHERS PARTS		

Issue : 0838 A

In the effort to improve our products, we reserve the right to make changes judged to be necessary.

**SMA ATTENUATOR**  
**40 DB 4GHZ 2W**

**R413.840.115**  
Series : ATTENUATOR

**ELECTRICAL CHARACTERISTICS**

Frequency (GHz)	DC - 4
V.S.W.R (≤)	1.15
Deviation(±dB)	1.0

Operating Frequency Range	DC - 4	GHz
Impedance	50	Ω
Nominal Attenuation	40	dB
Peak power at 25°C (1μs, 1%)	100	W
Average power at 25°C	2	W (Free Air Cooled)
		W (Conduction Cooled)

**MECHANICAL CHARACTERISTICS**

Connectors	SMA	Male Female	MIL-C 39012
Weight	7,1760 g		

**ENVIRONMENTAL CHARACTERISTICS**

Operating temperature range	-55 /+125 °C
Storage temperature range	-55 /+125 °C



**SPECIFICATION**

**OTHER CHARACTERISTICS**

Issue : 0838 A

In the effort to improve our products, we reserve the right to make changes judged to be necessary.

