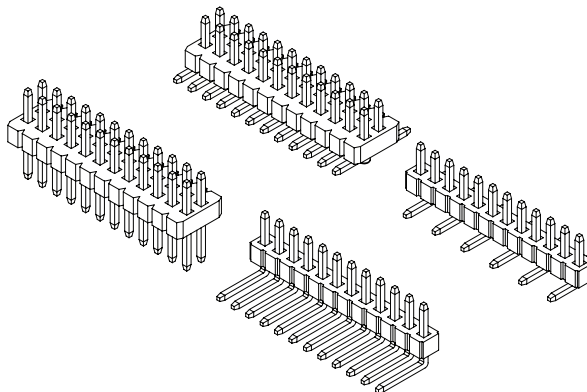




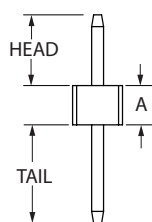
## 1.00 mm [.039"] Contact Centers, Male Headers, Straight/Right Angle/SMT-SMH Series Mates with SFM series

### SPECIFICATIONS

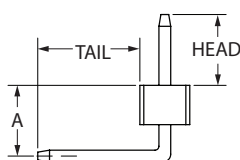
- 1 Amp current rating
- UL Flammability Rating: 94V-0
- Insulator Material: Black LCP
- Contact Material: Phosphor Bronze
- Insulation Resistance: 1000 Megohms Min.
- Contact Resistance: 20 milli Ohms Max.
- Dielectric Withstanding: 300 VAC
- Operating Temperature: -40°C to +125°C
- Processing Temperature: 260°C Max. for 10 seconds
- Stacker Options available - Consult factory



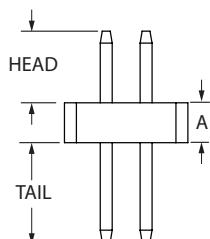
### TERMINATION TYPE



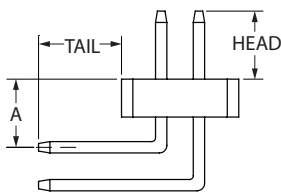
**Straight, (ST)**



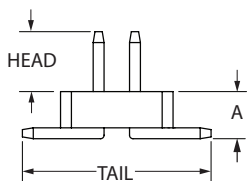
**Right Angle, (RA)**



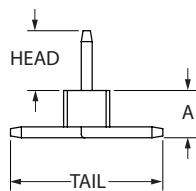
**Straight, (ST)**



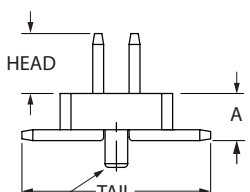
**Right Angle, (RA)**



**SMT Without Guide Posts, (SM)**



**SMT, (SC) or (SD)**



**SMT With Guide Posts, (SP)**

#### SINGLE ROW

EXAMPLE P/N	HEAD	TAIL	A
<b>STRAIGHT TERMINATION</b>			
SMH100-LPPE-S10-ST-BK	1.80 [.071"]	2.50 [.098"]	1.00 [.039"]
<b>RIGHT ANGLE TERMINATION</b>			
SMH100-LPPE-S10-RA-BK	1.80 [.071"]	2.60 [.102"]	1.80 [.071"]

#### DUAL ROW

EXAMPLE P/N	HEAD	TAIL	A
<b>STRAIGHT TERMINATIONS</b>			
SMH100-LPPE-D10-ST-BK	1.80 [.071"]	2.50 [.098"]	1.00 [.039"]
SMH150-LPPE-D10-ST-BK	1.80 [.071"]	2.50 [.098"]	1.50 [.059"]
<b>RIGHT ANGLE TERMINATION</b>			
SMH100-LPPE-D10-RA-BK	1.80 [.071"]	2.60 [.102"]	1.80 [.071"]

#### SURFACE MOUNT TERMINATIONS

EXAMPLE P/N	HEAD	TAIL	A
<b>SINGLE ROW</b>			
SMH100-LPPE-S10-SC-BK	1.65 [.065"]	4.20 [.165"]	1.30 [.051"]
SMH100-LPPE-S10-SD-BK	1.65 [.065"]	4.20 [.165"]	1.30 [.051"]
<b>DUAL ROW</b>			
SMH101-LPPE-D10-SM-BK	1.65 [.065"]	5.20 [.205"]	1.30 [.051"]
SMH101-LPPE-D10-SP-BK	1.65 [.065"]	5.20 [.205"]	1.30 [.051"]
SMH102-LPPE-D10-SM-BK	1.90 [.075"]	5.20 [.205"]	1.30 [.051"]
SMH102-LPPE-D10-SP-BK	1.90 [.075"]	5.20 [.205"]	1.30 [.051"]
SMH103-LPPE-D10-SM-BK	3.53 [.139"]	5.20 [.205"]	1.30 [.051"]
SMH103-LPPE-D10-SP-BK	3.53 [.139"]	5.20 [.205"]	1.30 [.051"]
SMH151-LPPE-D10-SM-BK	1.65 [.065"]	5.20 [.205"]	1.80 [.071"]
SMH151-LPPE-D10-SP-BK	1.65 [.065"]	5.20 [.205"]	1.80 [.071"]
SMH152-LPPE-D10-SM-BK	1.90 [.075"]	5.20 [.205"]	1.80 [.071"]
SMH152-LPPE-D10-SP-BK	1.90 [.075"]	5.20 [.205"]	1.80 [.071"]



## 1.00 mm [.039"] Contact Centers, Male Headers, Straight/Right Angle/SMT-SMH Series Mates with SFM series

### PART NUMBER OPTIONS

SMH100 - L P P E - S 10 - ST - BK

#### SERIES (See Opposite Page)

- SMH100 = 1.00 [.039"] Profile, 1.80 [.071"] Head Height
- SMH101 = 1.00 [.039"] Profile, 1.65 [.065"] Head Height
- SMH102 = 1.00 [.039"] Profile, 1.90 [.075"] Head Height
- SMH103 = 1.00 [.039"] Profile, 3.53 [.139"] Head Height
- SMH150 = 1.50 [.059"] Profile, 1.80 [.071"] Head Height
- SMH151 = 1.50 [.059"] Profile, 1.65 [.065"] Head Height
- SMH152 = 1.50 [.059"] Profile, 1.90 [.075"] Head Height

#### INSULATOR MATERIAL

L = LCP

#### CONTACT MATERIAL

P = Phosphor Bronze

#### CONTACT FINISH - RoHS Compliant

P = Gold Flash Overall

S = .00010" Gold on Contact Surface, Gold Flash on Termination

#### CONTACT CENTERS

E = 1.00 mm [.039"]

#### COLOR

BK = Black

#### TERMINATION TYPE (See Opposite Page)

- ST = Straight (Single & Dual Row)
- RA = Right Angle (Single & Dual Row)
- SC = Surface Mount, Standard (Single Row)
- SD = Surface Mount, Opposite Bend, Applicable on Even Pin Counts (Single Row)
- SM = Surface Mount without Guide Posts (Dual Row)
- SP = Surface Mount with Guide Posts (Dual Row)

#### NUMBER OF CONTACT POSITIONS (Pins per Row)

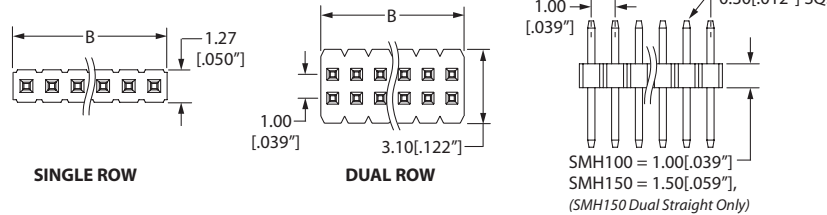
02 thru 50

#### NUMBER OF ROWS

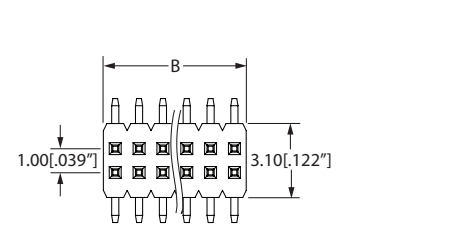
- S = Single Row
- D = Dual Row

### DIMENSIONS

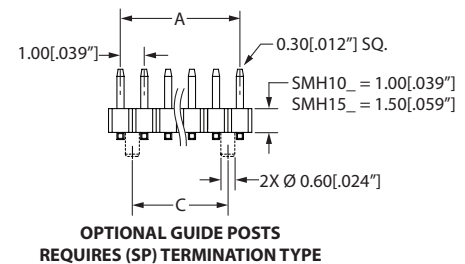
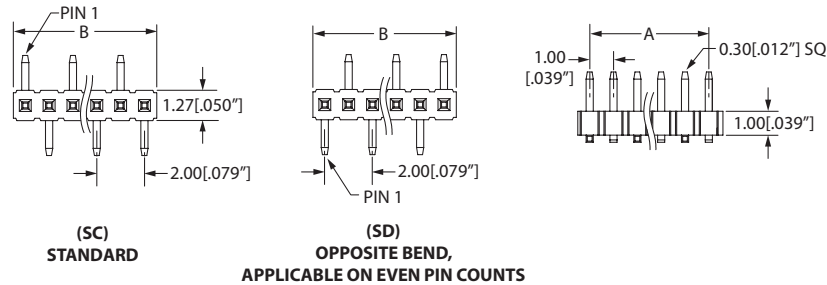
#### STRAIGHT (SHOWN) & RIGHT ANGLE



#### SURFACE MOUNT, DUAL ROW



#### SURFACE MOUNT, SINGLE ROW



POSITIONS	NUMBER OF CONTACTS SINGLE/DUAL	A		B		C	
		mm	in	mm	in	mm	in
02*	02/04	1.00	0.039	2.00	0.079	N/A	N/A
03	03/06	2.00	0.079	3.00	0.118	1.00	0.039
04	04/08	3.00	0.118	4.00	0.157	2.00	0.079
05	05/10	4.00	0.157	5.00	0.197	3.00	0.118
06	06/12	5.00	0.197	6.00	0.236	4.00	0.157
07	07/14	6.00	0.236	7.00	0.276	5.00	0.197
08	08/16	7.00	0.276	8.00	0.315	6.00	0.236
09	09/18	8.00	0.315	9.00	0.354	7.00	0.276
10	10/20	9.00	0.354	10.00	0.394	8.00	0.315
11	11/22	10.00	0.394	11.00	0.433	9.00	0.354
12	12/24	11.00	0.433	12.00	0.472	10.00	0.394
13	13/26	12.00	0.472	13.00	0.512	11.00	0.433
14	14/28	13.00	0.512	14.00	0.551	12.00	0.472
15	15/30	14.00	0.551	15.00	0.591	13.00	0.512
16	16/32	15.00	0.591	16.00	0.630	14.00	0.551
17	17/34	16.00	0.630	17.00	0.669	15.00	0.591
18	18/36	17.00	0.669	18.00	0.709	16.00	0.630
19	19/38	18.00	0.709	19.00	0.748	17.00	0.669
20	20/40	19.00	0.748	20.00	0.787	18.00	0.709
21	21/42	20.00	0.787	21.00	0.827	19.00	0.748
22	22/44	21.00	0.827	22.00	0.866	20.00	0.787
23	23/46	22.00	0.866	23.00	0.906	21.00	0.827
24	24/48	23.00	0.906	24.00	0.945	22.00	0.866
25	25/50	24.00	0.945	25.00	0.984	23.00	0.906
26	26/52	25.00	0.984	26.00	1.024	24.00	0.945

POSITIONS	NUMBER OF CONTACTS SINGLE/DUAL	A		B		C	
		mm	in	mm	in	mm	in
27	27/54	26.00	1.024	27.00	1.063	25.00	0.984
28	28/56	27.00	1.063	28.00	1.102	26.00	1.024
29	29/58	28.00	1.102	29.00	1.142	27.00	1.063
30	30/60	29.00	1.142	30.00	1.181	28.00	1.102
31	31/62	30.00	1.181	31.00	1.220	29.00	1.142
32	32/64	31.00	1.220	32.00	1.260	30.00	1.181
33	33/66	32.00	1.260	33.00	1.299	31.00	1.220
34	34/68	33.00	1.299	34.00	1.339	32.00	1.260
35	35/70	34.00	1.339	35.00	1.378	33.00	1.299
36	36/72	35.00	1.378	36.00	1.417	34.00	1.339
37	37/74	36.00	1.417	37.00	1.457	35.00	1.378
38	38/76	37.00	1.457	38.00	1.496	36.00	1.417
39	39/78	38.00	1.496	39.00	1.535	37.00	1.457
40	40/80	39.00	1.535	40.00	1.575	38.00	1.496
41	41/82	40.00	1.575	41.00	1.614	39.00	1.535
42	42/84	41.00	1.614	42.00	1.654	40.00	1.575
43	43/86	42.00	1.654	43.00	1.693	41.00	1.614
44	44/88	43.00	1.693	44.00	1.732	42.00	1.654
45	45/90	44.00	1.732	45.00	1.772	43.00	1.693
46	46/92	45.00	1.772	46.00	1.811	44.00	1.732
47	47/94	46.00	1.811	47.00	1.850	45.00	1.772
48	48/96	47.00	1.850	48.00	1.890	46.00	1.811
49	49/98	48.00	1.890	49.00	1.929	47.00	1.850
50	50/100	49.00	1.929	50.00	1.969	48.00	1.890

\* Position 2 not available with guide posts.