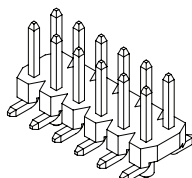




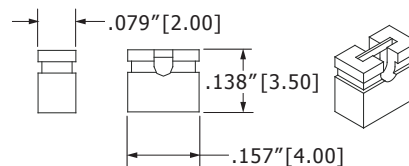
## .079" [2.00 mm] Contact Centers, Male Headers, Straight/Right Angle/SMT

### SPECIFICATIONS

- 2 Amps current rating
- UL Flammability Rating: 94V-0
- Insulator Material: Nylon
- Contact Material: Brass
- Stacker Options available - Consult Factory

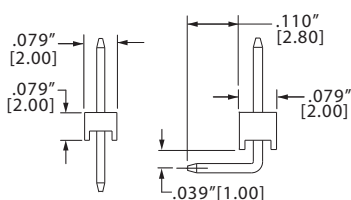


### JUMPERS

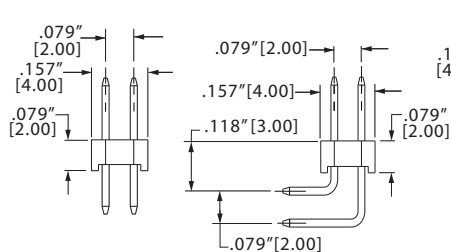


**PART NUMBER:**  
**SPN02SYBN-RC (GOLD FLASH)**  
**STN02SYBN-RC (TIN PLATE)**

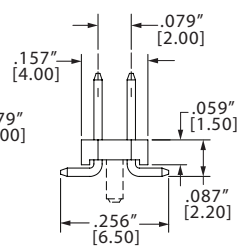
### READOUT



**SINGLE (1)**

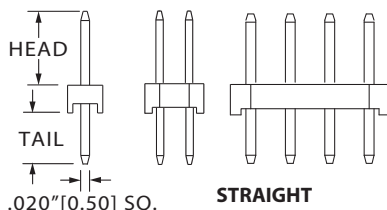


**DUAL (2)**

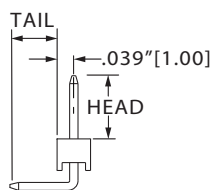


**QUAD (4)**

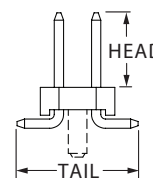
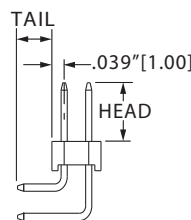
### TERMINATION TYPE



**STRAIGHT**



**RIGHT ANGLE**



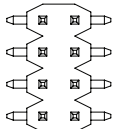
**SMT**

P/N CODE	ROWS	TERMINATION TYPE	HEAD	TAIL	P/N CODE	ROWS	TERMINATION TYPE	HEAD	TAIL	P/N CODE	ROWS	TERMINATION TYPE	HEAD	TAIL
PAE	1	STRAIGHT	.142" [3.60]	.110" [2.80]	PAR	1	RIGHT ANGLE	.142" [3.60]	.110" [2.80]					
PAE	2	STRAIGHT	.142" [3.60]	.110" [2.80]	PAR	2	RIGHT ANGLE	.142" [3.60]	.110" [2.80]	MAM	2	SMT	.142" [3.60]	.256" [6.50]
RCC	4	STRAIGHT	.173" [4.40]	.094" [2.40]										

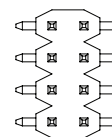
### MOUNTING STYLE



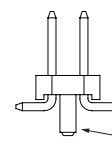
**Straight or Right Angle (N)**



**Dual Row SMT, Without Guide Posts (S)**



**Dual Row SMT, With Guide Posts (P)**





## .079" [2.00 mm] Contact Centers, Male Headers, Straight/Right Angle/SMT

### PART NUMBER OPTIONS

**INSULATOR MATERIAL**  
N = Nylon

**CONTACTS**  
R = Brass

**CONTACT FINISH - RoHS Compliant**  
P = Gold Flash Overall

**CONTACT CENTERS**  
N = .079" [2.00 mm]

**NUMBER OF POSITIONS**  
Positions Available Termination  
2 Thru 40 = MAM, PAE, PAR  
3 Thru 30 = RCC

**RoHS COMPLIANT**  
Consult Factory For Modifications

**MOUNTING STYLE**  
N = No Mounting  
P = Surface Mount with Guide Posts (Dual Row)  
S = Surface Mount without Guide Posts (Dual Row)

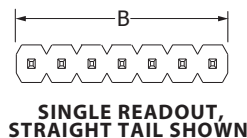
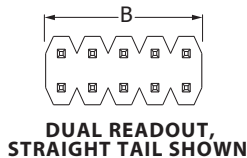
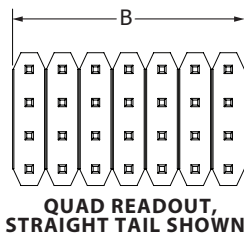
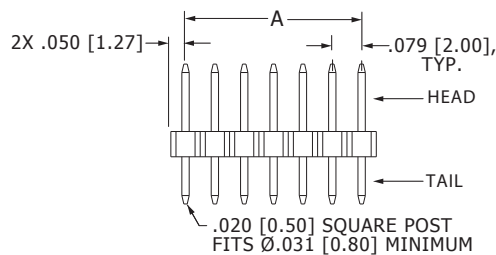
**TERMINATION TYPE**  
MAM, PAE, PAR, RCC

**NUMBER OF ROWS**  
1 = One row  
2 = Two rows  
4 = Four rows

**Part Number Example:** N R P N 40 1 PAE N -RC

### DIMENSIONS

Dimensions in [ ] are in millimeters, all others are in inches.



PART NUMBER	NUMBER OF CONTACTS SINGLE/DUAL/ QUAD	A		B	
		in	mm	in	mm
NRPN02 _____-RC	02/04	0.079	2.00	0.157	4.00
NRPN03 _____-RC	03/06/12	0.157	4.00	0.236	6.00
NRPN04 _____-RC	04/08/16	0.236	6.00	0.315	8.00
NRPN05 _____-RC	05/10/20	0.315	8.00	0.394	10.00
NRPN06 _____-RC	06/12/24	0.394	10.00	0.472	12.00
NRPN07 _____-RC	07/14/28	0.472	12.00	0.551	14.00
NRPN08 _____-RC	08/16/32	0.551	14.00	0.630	16.00
NRPN09 _____-RC	09/18/36	0.630	16.00	0.709	18.00
NRPN10 _____-RC	10/20/40	0.709	18.00	0.787	20.00
NRPN11 _____-RC	11/22/44	0.787	20.00	0.866	22.00
NRPN12 _____-RC	12/24/48	0.866	22.00	0.945	24.00
NRPN13 _____-RC	13/26/52	0.945	24.00	1.024	26.00
NRPN14 _____-RC	14/28/56	1.024	26.00	1.102	28.00
NRPN15 _____-RC	15/30/60	1.102	28.00	1.181	30.00
NRPN16 _____-RC	16/32/64	1.181	30.00	1.260	32.00
NRPN17 _____-RC	17/34/68	1.260	32.00	1.339	34.00
NRPN18 _____-RC	18/36/72	1.339	34.00	1.417	36.00
NRPN19 _____-RC	19/38/76	1.417	36.00	1.496	38.00
NRPN20 _____-RC	20/40/80	1.496	38.00	1.575	40.00
NRPN21 _____-RC	21/42/84	1.575	40.00	1.654	42.00
NRPN22 _____-RC	22/44/88	1.654	42.00	1.732	44.00
NRPN23 _____-RC	23/46/92	1.732	44.00	1.811	46.00
NRPN24 _____-RC	24/48/96	1.811	46.00	1.890	48.00
NRPN25 _____-RC	25/50/100	1.890	48.00	1.969	50.00
NRPN26 _____-RC	26/52/104	1.969	50.00	2.047	52.00
NRPN27 _____-RC	27/54/108	2.047	52.00	2.126	54.00
NRPN28 _____-RC	28/56/112	2.126	54.00	2.205	56.00
NRPN29 _____-RC	29/58/116	2.205	56.00	2.283	58.00
NRPN30 _____-RC	30/60/120	2.283	58.00	2.362	60.00
NRPN31 _____-RC	31/62	2.362	60.00	2.441	62.00
NRPN32 _____-RC	32/64	2.441	62.00	2.520	64.00
NRPN33 _____-RC	33/66	2.520	64.00	2.598	66.00
NRPN34 _____-RC	34/68	2.598	66.00	2.677	68.00
NRPN35 _____-RC	35/70	2.677	68.00	2.756	70.00
NRPN36 _____-RC	36/72	2.756	70.00	2.835	72.00
NRPN37 _____-RC	37/74	2.835	72.00	2.913	74.00
NRPN38 _____-RC	38/76	2.913	74.00	2.992	76.00
NRPN39 _____-RC	39/78	2.992	76.00	3.071	78.00
NRPN40 _____-RC	40/80	3.071	78.00	3.150	80.00

Headers