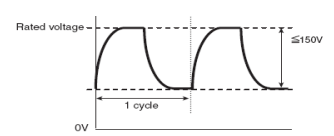


VW Series

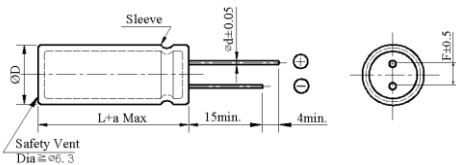
- Capacitor For Over Voltage Application
- Load life 2,000 hours at 105°C



◆ SPECIFICATIONS

Item	Performance Characteristics			
Category Temperature Range	-25 ~ +105°C			
Working Voltage Range	160 ~ 450Vdc			
Capacitance Range	22 ~ 680 µF			
Capacitance Tolerance	±20% (at 25°C and 120Hz)			
Dissipation Factor (tanδ) (at 25°C, 120Hz)	Rated Voltage (V)	160 ~ 250	400 ~ 450	
	tanδ(Max)	0.12	0.15	
Leakage Current	I=0.02CV or 3000 µA whichever is smaller I : Leakage current (µA) C : Rated capacitance (µF) V : Rated voltage (V) Impress the rated voltage for 2 minutes			
Low Temperature Characteristics Impedance Ratio(MAX)	Rated voltage (V)	160~250	400	420 ~ 450
	Z(-25°C)/Z(+20°C)	3	5	6
Charge and Discharge	The following specifications shall be satisfied when the capacitors are restored to 25°C after subjected to charge and discharge test with the voltage waveform shown below at room temperature(15 to 35°C)			
	Frequency	Number of cycles	Voltage waveform	
5Hz	200million times			
		Capacitance change	≒ ±20% of the initial value	
		Dissipation factor(tanδ)	≒ 200% of the specified value	
		Leakage current	≒ specified value	
Endurance	The following specifications shall be satisfied when the capacitors are restored to 25°C after subjected to DC voltage with the rated ripple current is applied for 2,000 hours at 105°C.			
	Capacitance change	≒ ±20% of the initial value		
	Dissipation factor(tanδ)	≒ 200% of the specified value		
Leakage current	≒ specified value			
Shelf Life	The following requirements shall be satisfied when the capacitor are restored to 25°C after the rated voltage applied for 1,000 hours at 105°C without voltage applied.			
	Capacitance change	≒ ±20% of the initial value		
	Dissipation factor(tanδ)	≒ 200% of the specified value		
Leakage current	≒ 200% of the specified value			
Others	Conforms to JIS-C-5101-4 (1998), characteristic W			

◆ DIMENSIONS (mm)



ΦD	10	12.5	16	18
ΦD	ΦD + 0.5 Max			
Φd	0.6	0.6	0.8	0.8
F	5.0	5.0	7.5	7.5
a	L + 1.5 Max	$\begin{matrix} \leq 35 L+1.5\text{Max} \\ \geq 40 L+2.0 \text{Max} \end{matrix}$		L + 1.5 Max

◆ PART NUMBER SYSTEM(Example : 450V 150µF)

V	W	2	W	1	5	1	M	N	N	1	8	4	5						
---	---	---	---	---	---	---	---	---	---	---	---	---	---	--	--	--	--	--	--

Special Request

Size code(1845 : 18×45)

Lead length code

Lead forming Type code

Capacitance tolerance code(M:±20%)

Capacitance code (150µF)

Voltage code (450V)

Series code (VW)

Aluminum Electrolytic Capacitor

Customer	Digi-Key	SERIES	VW	NO.:	PUBLISH DATE	2022-03-25
-----------------	-----------------	---------------	-----------	-------------	---------------------	-------------------

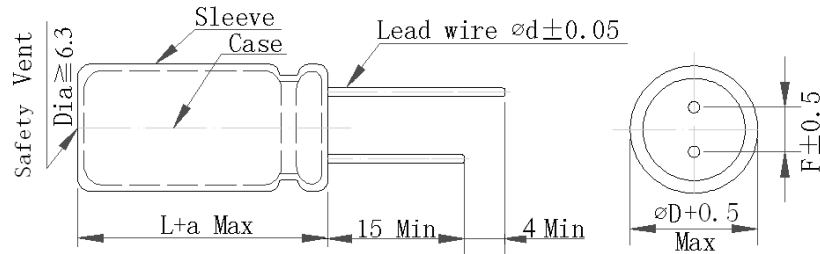


FIG-1

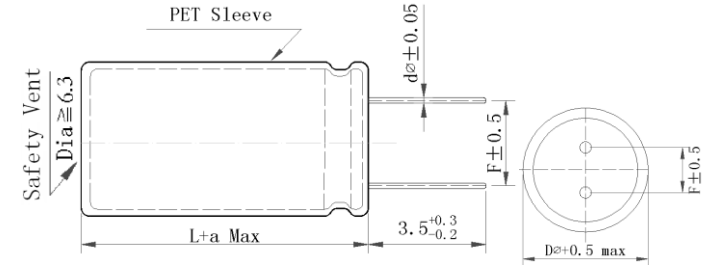


FIG-2

No.	CHINSAN Part No.	Customer Part No.	Capacitance (uF)	Tolerance On rated Capacitance (%)	Working Voltage (Vdc)	Surge Voltage (Vdc)	Category Temp Range (°C)	Tanδ @ 25°C (120Hz) (Max)	Leakage Current (uA) (2 min.)	Rated Ripple Current (mA rms) @ 105°C 120Hz	Rated Ripple Current (mA rms) @ 105°C 100kHz	ESR @ 25°C (mΩ max/ 120Hz)	Impedance @ 20°C (mΩ max/ 100kHz)	Endurance @ 105°C (Hours)	Dimensions (mm)					Appearance Drawing No
															DΦ	L	a	d	F	
1	VW2W680MNN1626AES	/	68 μF	±20%	450 V	/	-25~+105	/	/	700	/	900	500	2000	16	26	/	/	7.5	FIG-1
2	VW2W121MNN18N3A4E	/	120 μF	±20%	450 V	/	-25~+105	/	/	775	/	/	450	2000	18	31.5	/	/	7.5	FIG-1
3	VW2S121MNN1830EF3J	/	120 μF	±20%	420 V	/	-25~+105	/	/	870	1200	/	400	3000	18	30	/	/	7.5	FIG-1
4	VW2W101MNN1825A4EF3	/	100 μF	±20%	450 V	/	-25~+105	/	/	900	/	/	300	3000	18	25	/	/	7.5	FIG-1
5	VW2S680MNN1625EF3	/	68 μF	±20%	420 V	/	-25~+105	/	/	580	/	/	400	3000	16	25	/	/	7.5	FIG-1
6	VW2W181MCM1845A4E	/	180 μF	±20%	450 V	/	-25~+105	/	/	1200	/	420	/	2000	18	45	/	/	7.5	FIG-2

※Test leakage current before testing dissipation factor and capacitance during the electric characteristic test.

REMARKS: Sleeve Color: Black. Suffix F3 indicates the life of the capacitor is 3000 hrs.	APPROVED BY 张洪斌	CHECKED BY 曾爱娥	PREPARED BY 梁慧妍
---	-------------------------------	------------------------------	-------------------------------