

# Chip Inductor

ASCQ Series - ISO9001 | ISO14001 | IATF16949



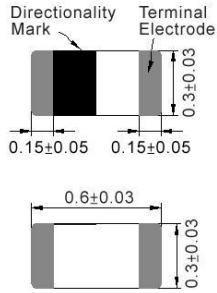
## Part Numbering

A	SCQ	00	060303	1N0	B	00
Grade	Series Name	Control Code	Dimensions Code (mm)	Inductance (nH)	Tolerance	Internal Code
			060303 0.6x0.3x0.3	0N6 0.6 1N0 1.0 10N 10	B ±0.1nH C ±0.2nH H ±3%	

This specification applies to Multilayer Chip Inductors for Automotive Electronics based on AEC-Q200 except for Power train and Safety.

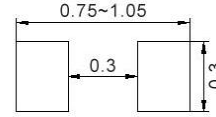
## ASCQ00060303 Type

### Dimensions



unit:mm

### Recommended Land Pattern



unit:mm

### Electrical Characteristics

Part No.	Inductance	L,Q	Q	SRF	RDC	IDC	Tolerance
	(nH)	Test Freq.	Min.	(MHz)Min.	( $\Omega$ )Max.	(mA)Max.	( $\pm\%$ )
ASCQ000603030N6□00	0.6	500 MHz,500 mV	14	10000	0.06	900	B
ASCQ000603030N7□00	0.7	500 MHz,500 mV	14	10000	0.06	900	B
ASCQ000603030N8□00	0.8	500 MHz,500 mV	14	10000	0.06	900	B
ASCQ000603030N9□00	0.9	500 MHz,500 mV	14	10000	0.06	900	B
ASCQ000603031N0□00	1.0	500 MHz,500 mV	14	10000	0.07	850	B
ASCQ000603031N1□00	1.1	500 MHz,500 mV	14	10000	0.07	850	B
ASCQ000603031N2□00	1.20	500 MHz,500 mV	14	10000	0.08	800	B
ASCQ000603031N3□00	1.30	500 MHz,500 mV	14	10000	0.09	760	B
ASCQ000603031N4□00	1.40	500 MHz,500 mV	14	10000	0.12	640	B
ASCQ000603031N5□00	1.50	500 MHz,500 mV	14	10000	0.15	600	B
ASCQ000603031N6□00	1.60	500 MHz,500 mV	14	10000	0.19	510	B
ASCQ000603031N7□00	1.70	500 MHz,500 mV	14	10000	0.11	680	B
ASCQ000603031N8□00	1.80	500 MHz,500 mV	14	10000	0.12	640	B
ASCQ000603031N9□00	1.90	500 MHz,500 mV	14	10000	0.13	620	B
ASCQ000603032N0□00	2.00	500 MHz,500 mV	14	10000	0.15	600	B
ASCQ000603032N1□00	2.10	500 MHz,500 mV	14	10000	0.16	550	B
ASCQ000603032N2□00	2.20	500 MHz,500 mV	14	10000	0.20	500	B
ASCQ000603032N3□00	2.30	500 MHz,500 mV	14	10000	0.24	460	B
ASCQ000603032N4□00	2.4	500 MHz,500 mV	14	10000	0.26	430	B
ASCQ000603032N5□00	2.5	500 MHz,500 mV	14	10000	0.28	415	B
ASCQ000603032N6□00	2.6	500 MHz,500 mV	14	10000	0.30	405	B
ASCQ000603032N7□00	2.7	500 MHz,500 mV	14	10000	0.32	400	B
ASCQ000603032N8□00	2.8	500 MHz,500 mV	14	9500	0.20	500	B
ASCQ000603032N9□00	2.9	500 MHz,500 mV	14	9300	0.22	480	B
ASCQ000603033N0□00	3	500 MHz,500 mV	14	9100	0.24	460	B
ASCQ000603033N1□00	3.1	500 MHz,500 mV	14	8900	0.25	450	B
ASCQ000603033N2□00	3.2	500 MHz,500 mV	14	8700	0.28	415	B
ASCQ000603033N3□00	3.3	500 MHz,500 mV	14	8600	0.28	415	B
ASCQ000603033N4□00	3.4	500 MHz,500 mV	14	8400	0.29	410	B
ASCQ000603033N5□00	3.5	500 MHz,500 mV	14	8200	0.30	405	B
ASCQ000603033N6□00	3.6	500 MHz,500 mV	14	8100	0.32	400	B
ASCQ000603033N7□00	3.7	500 MHz,500 mV	14	8000	0.36	370	B

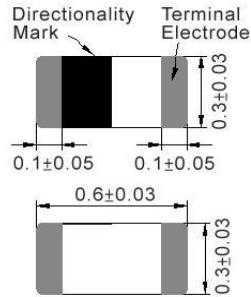
Note: When ordering, please specify tolerance code. Tolerance: B=±0.1nH / C=±0.2nH / H=±3%

1. Operating temperature range - 55°C ~ 125°C
2. Applied the current to coils, the inductance shall be less than 10% initial value
3. Measure Equipment:

L & Q: Agilent E4991A+Agilent 16197A  
 SRF: Agilent E4991A or HP19196C  
 RDC: HP4338B or CHEN HWA 502

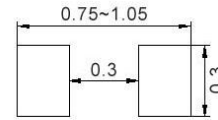
## ASCQ00060303 Type

### ■ Dimensions



unit:mm

### ■ Recommended Land Pattern



unit:mm

### ■ Electrical Characteristics

Part No.	Inductance	L,Q	Q	SRF	RDC	IDC	Tolerance
	(nH)	Test Freq.	Min.	(MHz)Min.	(Ω)Max.	(mA)Max.	(±%)
ASCQ000603033N8□00	3.8	500 MHz,500 mV	14	7800	0.40	355	B
ASCQ000603033N9□00	3.9	500 MHz,500 mV	14	7700	0.41	350	B
ASCQ000603034N3□00	4.3	500 MHz,500 mV	14	6500	0.48	320	C
ASCQ000603034N7□00	4.7	500 MHz,500 mV	14	6400	0.42	350	C
ASCQ000603035N1□00	5.1	500 MHz,500 mV	14	6100	0.45	330	C
ASCQ000603035N6□00	5.6	500 MHz,500 mV	14	5500	0.47	325	C
ASCQ000603036N2□00	6.2	500 MHz,500 mV	14	5100	0.52	305	C
ASCQ000603036N8□00	6.8	500 MHz,500 mV	14	4800	0.55	305	H
ASCQ000603037N5□00	7.5	500 MHz,500 mV	14	4600	0.55	305	H
ASCQ000603038N2□00	8.2	500 MHz,500 mV	14	4300	0.57	290	H
ASCQ000603039N1□00	9.1	500 MHz,500 mV	14	4000	0.65	270	H
ASCQ0006030310N□00	10	500 MHz,500 mV	14	3800	0.85	230	H
ASCQ0006030312N□00	12	500 MHz,500 mV	14	3300	0.85	230	H
ASCQ0006030315N□00	15	500 MHz,500 mV	14	2600	0.89	220	H
ASCQ0006030318N□00	18	500 MHz,500 mV	14	2300	1.05	205	H
ASCQ0006030322N□00	22	500 MHz,500 mV	14	1900	1.29	190	H

**Note: When ordering, please specify tolerance code. Tolerance: B=±0.1nH / C=±0.2nH / H=±3%**

1. Operating temperature range - 55°C ~ 125°C
2. Applied the current to coils, the inductance shall be less than 10% initial value
3. Measure Equipment:

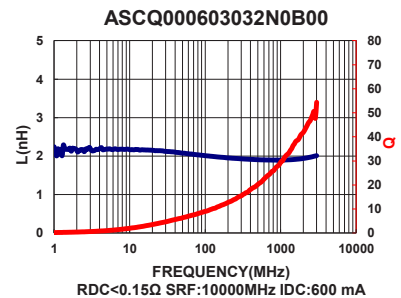
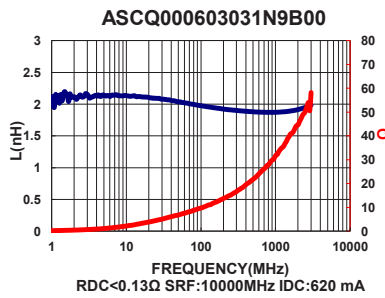
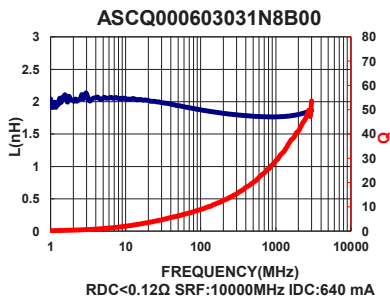
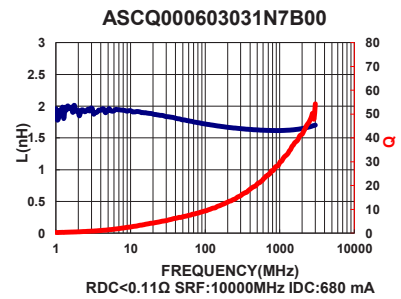
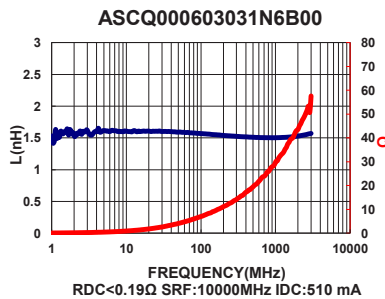
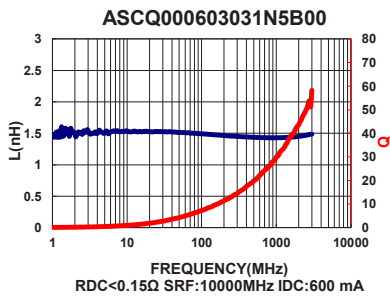
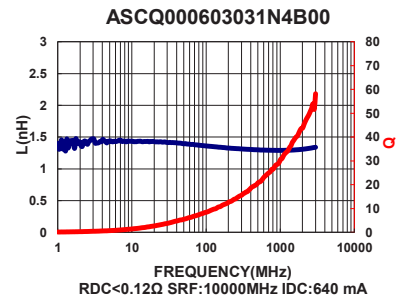
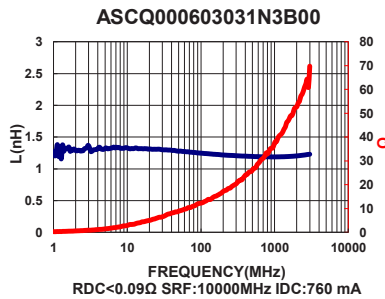
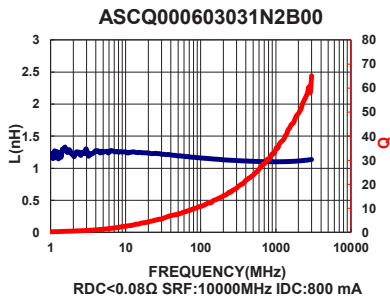
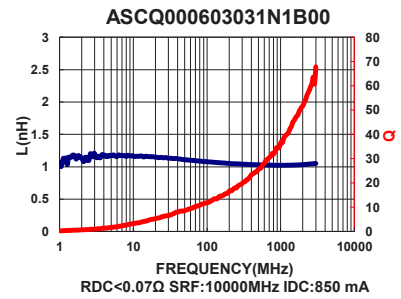
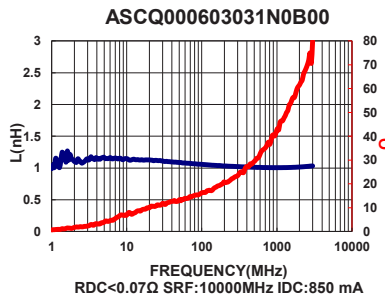
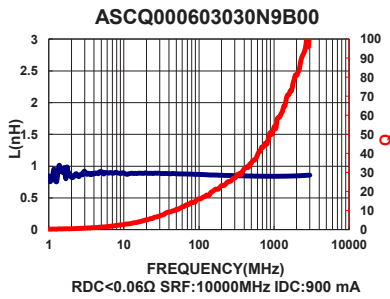
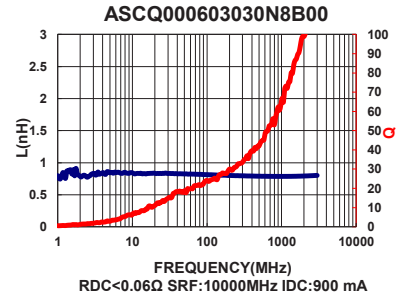
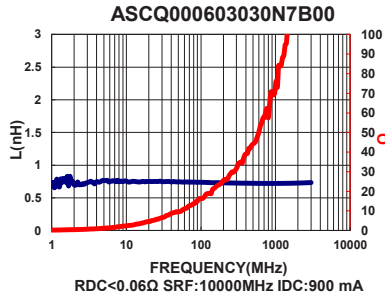
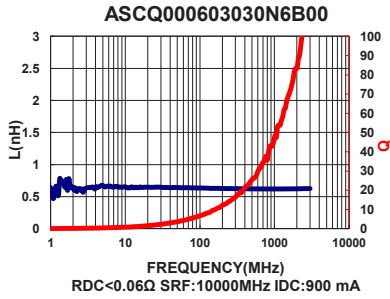
L & Q: Agilent E4991A+Agilent 16197A

SRF: Agilent E4991A or HP19196C

RDC: HP4338B or CHEN HWA 502

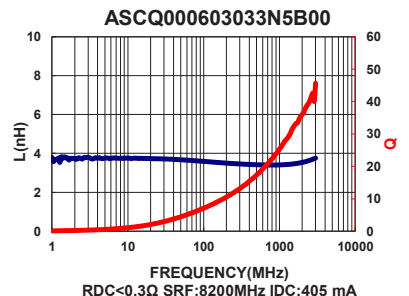
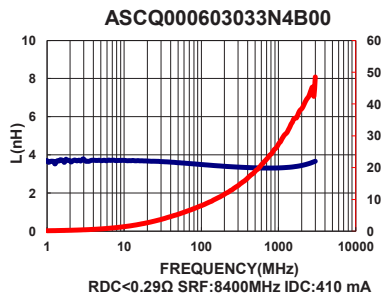
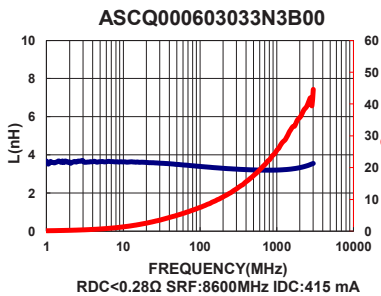
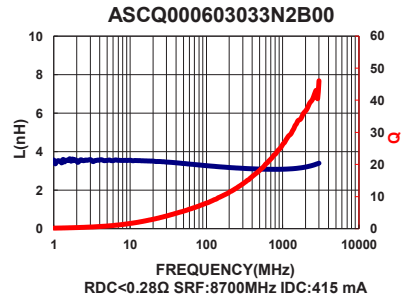
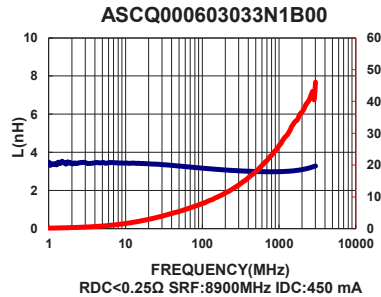
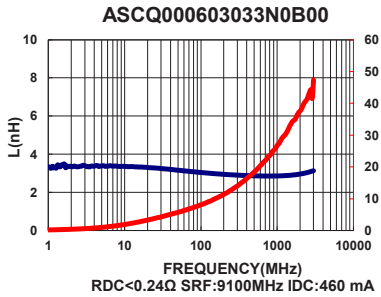
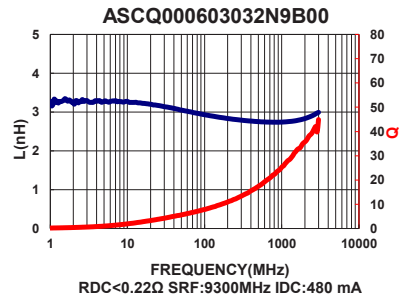
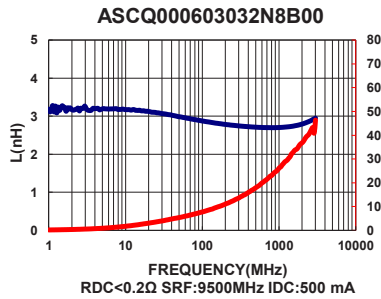
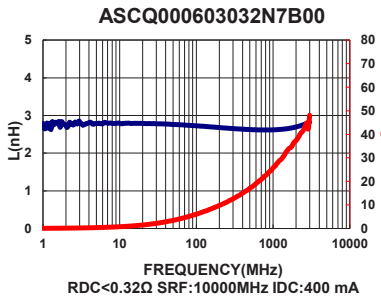
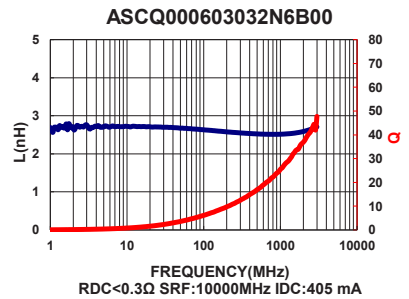
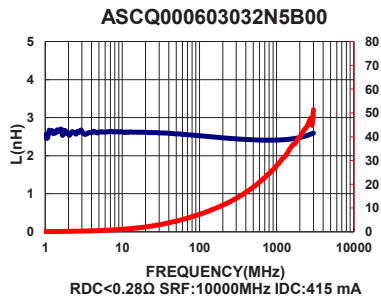
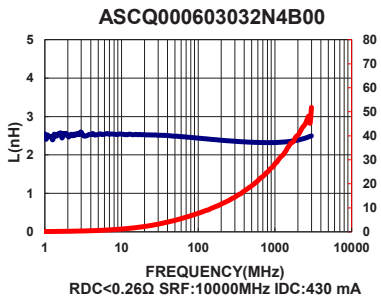
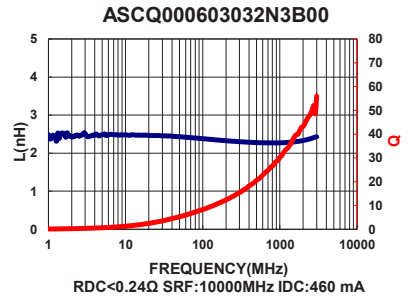
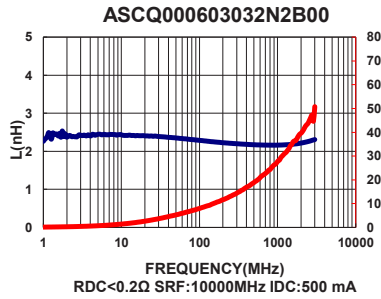
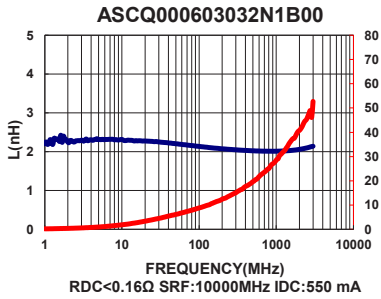
## ASCQ00060303 Type

### Characteristics Graph



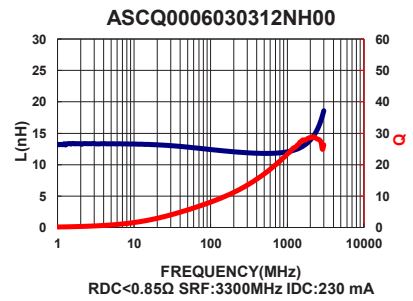
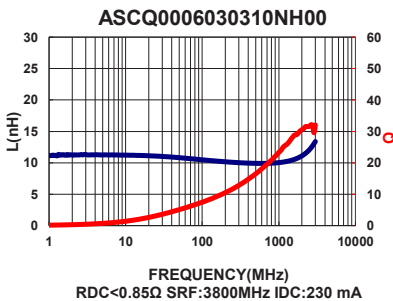
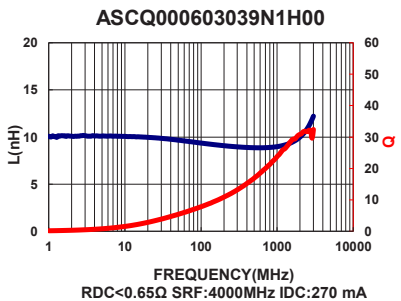
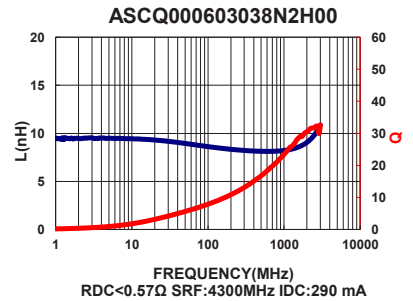
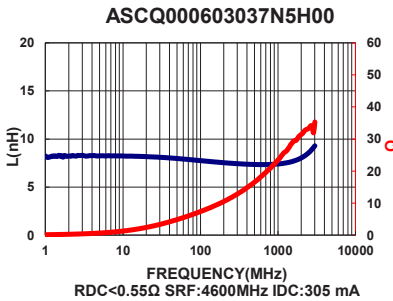
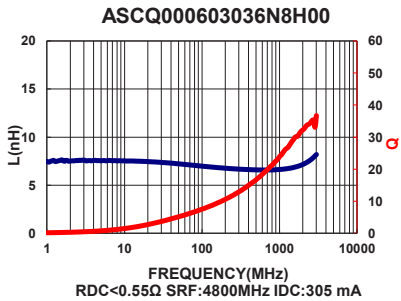
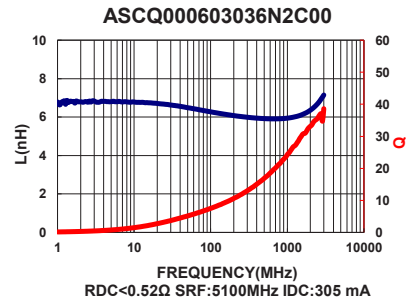
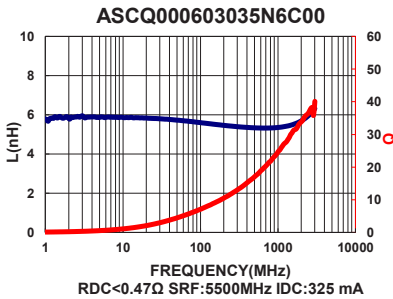
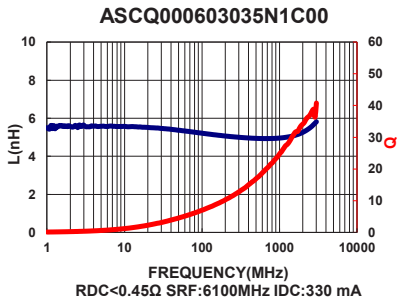
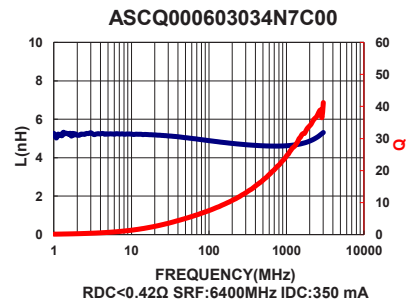
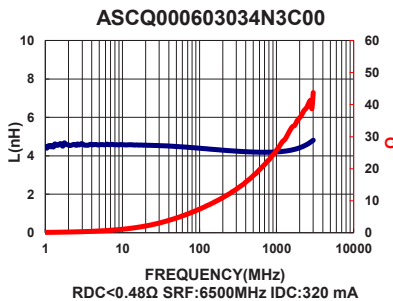
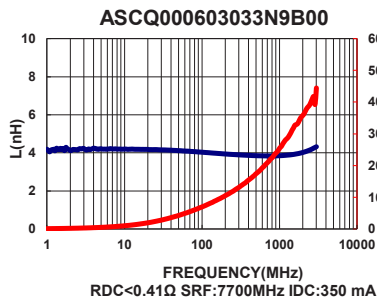
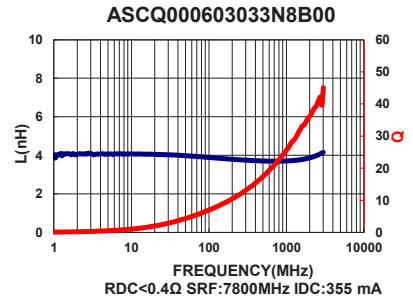
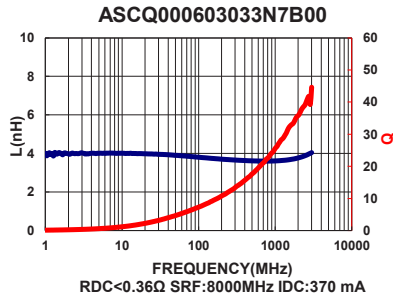
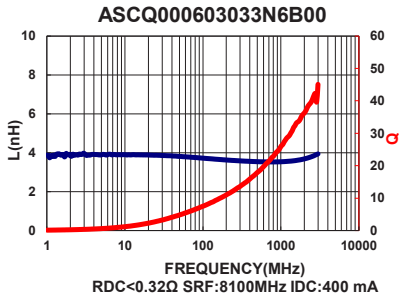
## ASCQ00060303 Type

### Characteristics Graph



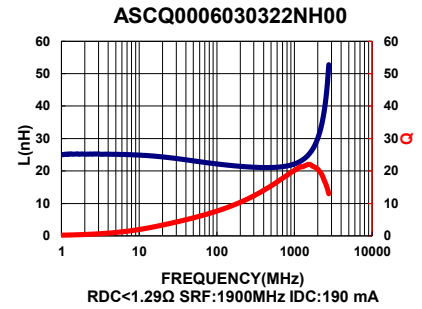
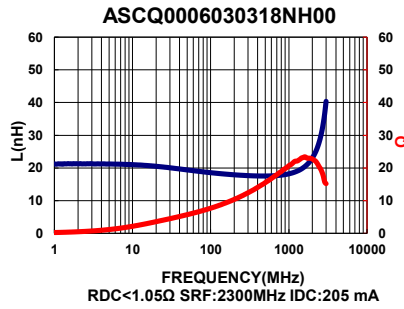
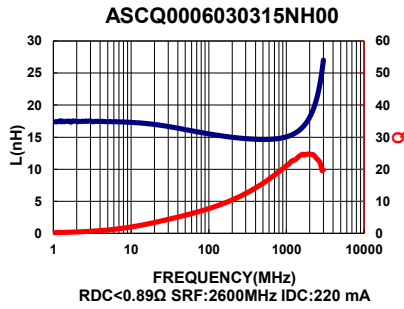
## ASCQ00060303 Type

### Characteristics Graph



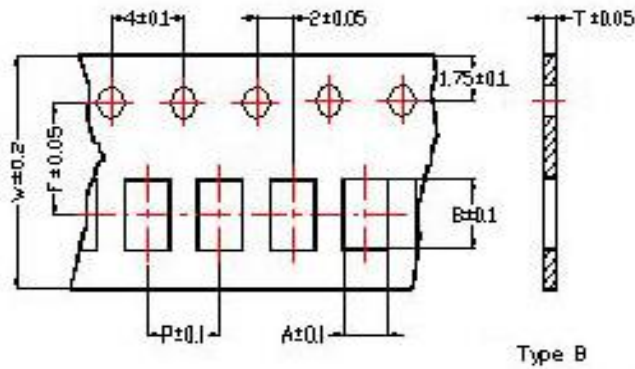
## ASCQ00060303 Type

### Characteristics Graph



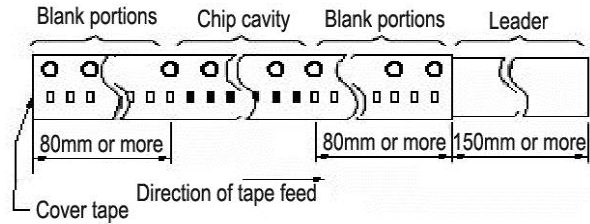
## ■ Packaging

### Tape Dimensions

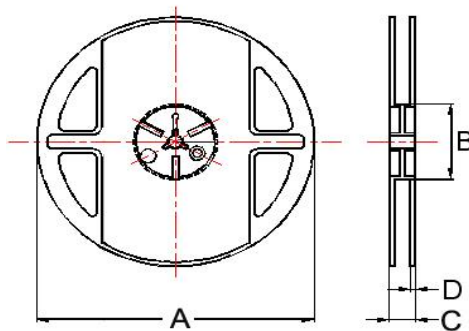


### Tape Material

Carrier tape : Paper  
Cover tape : Polyethylene



### Reel Dimensions



### Dimensions in mm

TYPE	Tape Dimensions						Reel Dimensions				Quantity PCS / Reel
	A	B	T	W	P	F	A	B	C	D	
ASCQ00060303	0.37	0.67	0.42	8	2	3.5	180	60	13	1.5	15000

### For More Information:

Americas - [prodinfo\\_power\\_americas@yageo.com](mailto:prodinfo_power_americas@yageo.com) | Europe - [prodinfo\\_power\\_emea@yageo.com](mailto:prodinfo_power_emea@yageo.com) | Asia - [prodinfo\\_power\\_asia@yageo.com](mailto:prodinfo_power_asia@yageo.com)

Performance warranty of products offered on this data sheet is limited to the parameters specified. Data is subject to change without notice. Other brand and product names mentioned herein may be trademarks or registered trademarks of their respective owners. © Copyright, 2022. Pulse Electronics, Inc. All rights reserved.