

1

2

3

4

5

6

7

A

B

C

D

E



F

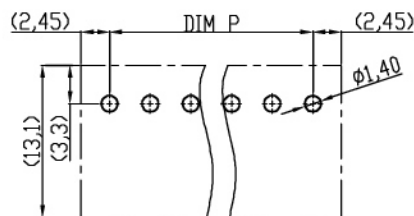
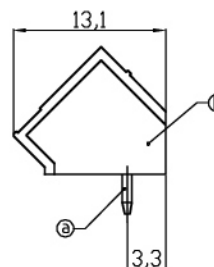
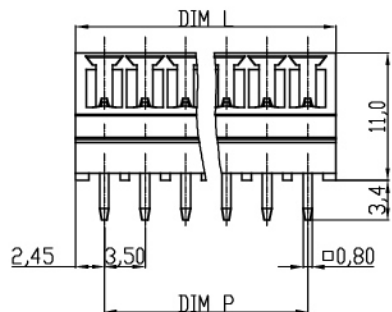
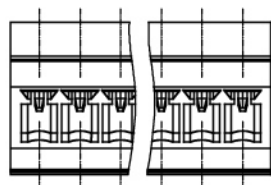
G

H

Material

Item a Male contact pin: Copper Tin plated
Item b Terminal (housing): Thermoplastic (UL94V-0) , GREEN

Electrical cULus/VDE
Voltage rating: 300V/300V
Current rating: 8A/10A
Withstanding Voltage: 1.6KV/2.5KV
Operating temperature: -40°C to +115°C
Soldering temperature: 250°C±10°C/5 Sec
Safety Approval:  



RECOMMENDER PCB LAYOUT

DIMENSION

L	(N-1)x3.5+4.9
P	(N-1)x3.5

N=Number of poles

Poles	Tolerance	
	DIM L	DIM P
2p-6p	±0.15	±0.15
7p-12p	±0.20	±0.20
13p-18p	±0.25	±0.25
19p-24p	±0.30	±0.30

RoHS compliant



Scale	1:1				Date	Name	Customer-No.
TOLERANCE					Drawn	19.04.2010	Alex
X.	±0.50				Approved	19.04.2010	Hellwig
X.X	±0.30						
X.XX	±0.10						
DIM	TOL	①	UL Update	23.03.2017	C.Bakula		
X.°	±1°	②	Drawn	19.04.2010	Alex		
Angle	TOL	Id.	Modification	Date	Name		



ASSMANN WSW-No.
A-TB350-VKxx

Drawing-No.
ASS 4118 CO rev01

Replace Sheet

1

2

3

4

5

6

7

A

B

C

D

E

F

G

H