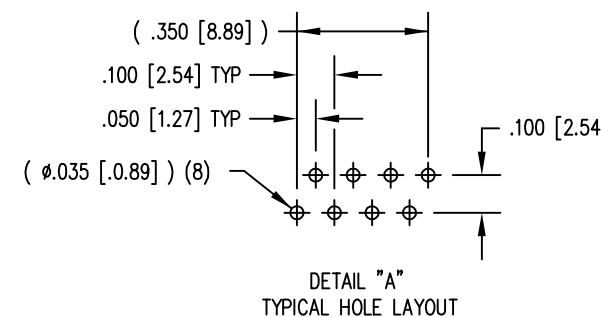
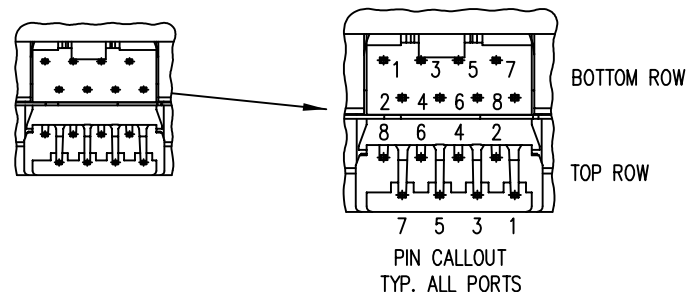
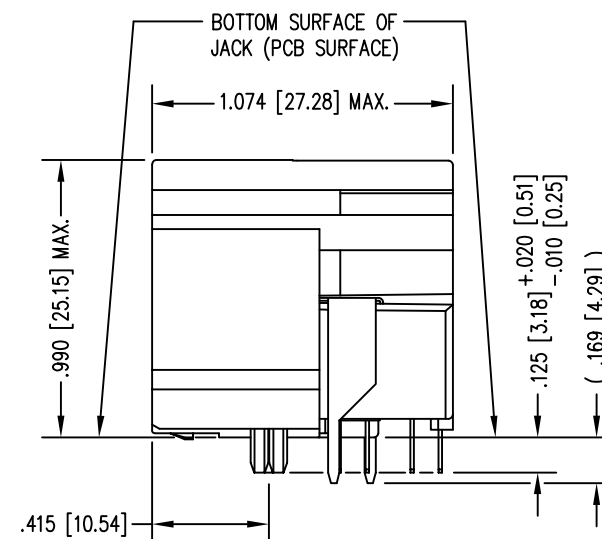
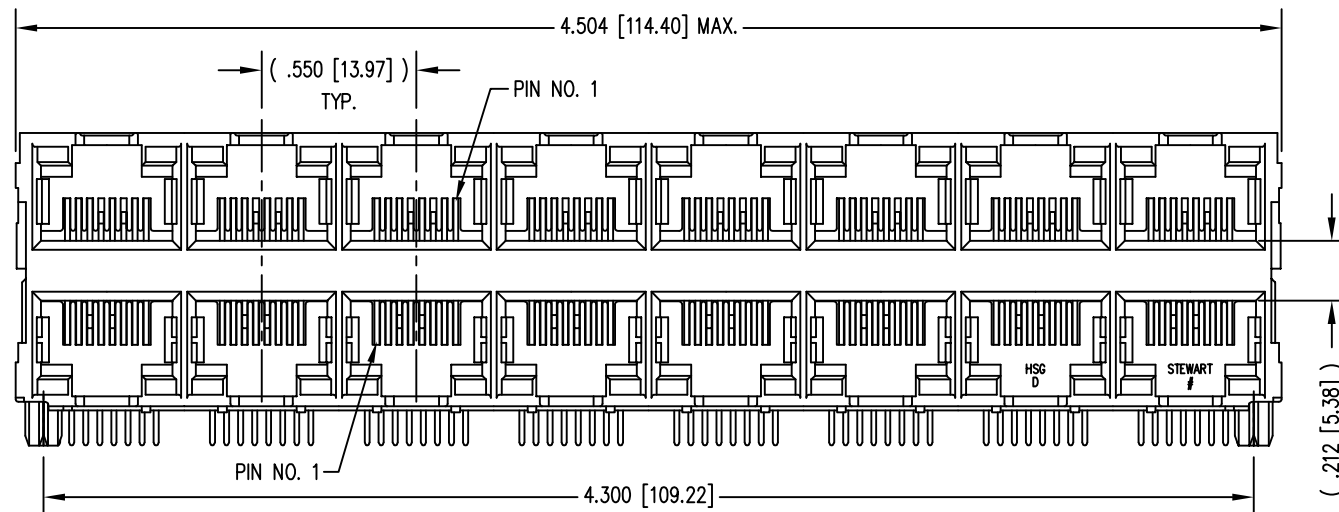
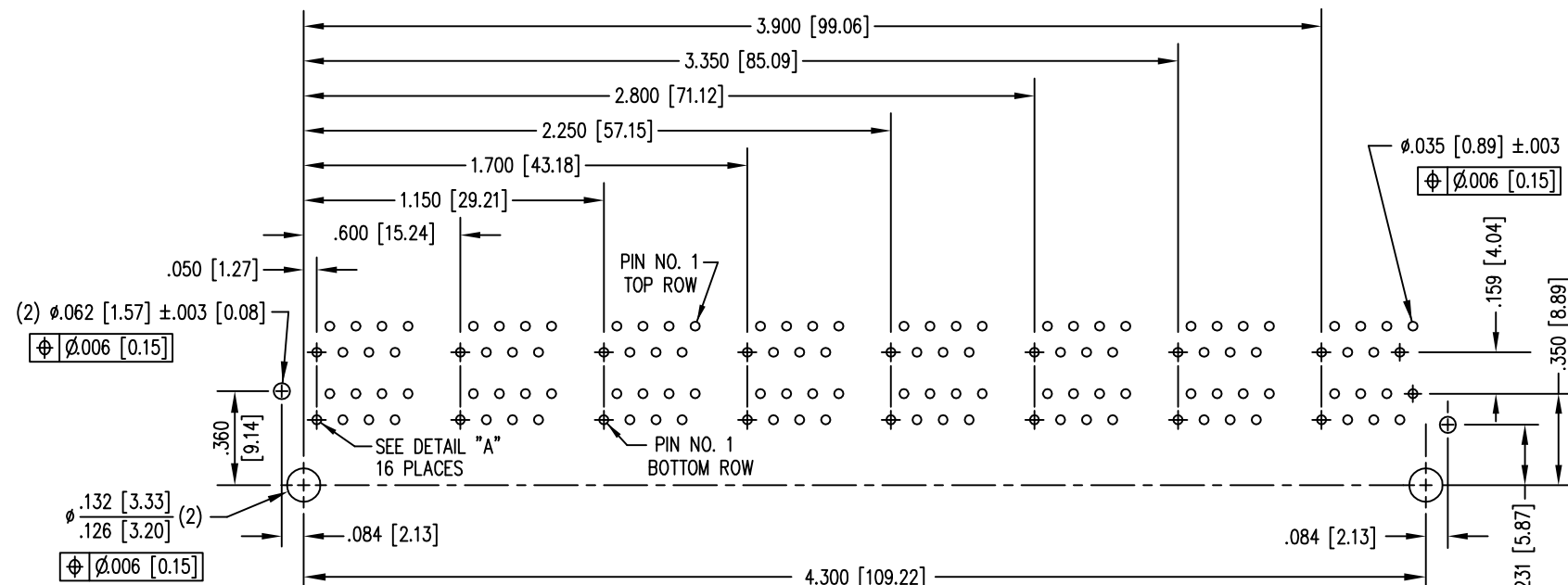


DATE	REV	ECN	APP'D. BY
1/19/15	B5	10212	TRM
2-25-16	B6	10567	TRM



- NOTES:
- CONNECTOR MATERIALS:
HOUSING: THERMOPLASTIC UL94 V-0
CONTACTS/SHIELD: COPPER ALLOY
SHIELD PLATING: NICKEL OR TIN
CONTACT PLATING: SELECTIVE GOLD IN CONTACT AREA
SEE CHART FOR PART NUMBER
 - FOR PRODUCT SPECIFICATIONS SEE PR022-01.
 - DIMENSIONS AND TOLERANCES COMPLY WITH FCC/CFR 47, PART 68.
 - DESIGNED FOR CATEGORY CAT 5/5e APPLICATIONS.



P.C.B. RECOMMENDED HOLE LAYOUT
SEEN FROM COMPONENT SIDE
ALL CENTERLINE DIMENSIONS ARE BASIC.



30 MICRO-INCHES [0.76um]	SS-73100-030
CONTACT PLATING IN MATING AREA	PART NUMBER

THIRD ANGLE PROJECTION
DO NOT SCALE DRAWING
DRAWING IS SUBJECT TO
CHANGE WITHOUT NOTICE
DIMENSIONS: INCHES [METRIC]
UNLESS OTHERWISE SPECIFIED
TOLERANCES ARE ±.005 [0.13]
ANGLES ARE ± 1°
SHEET NO. 1 OF 1

TITLE: HIGH PERFORMANCE UNSHIELDED STACK JACK, 16 PORTS (8 ON 8)
EIGHT CONTACT, EIGHT POSITION, 50 MICRO INCHES GOLD

DRN BY: TRM	DATE: 7/21/98
APPD BY: LKE	DATE: 7/22/98
DWG NO. CT730075	REV. B6