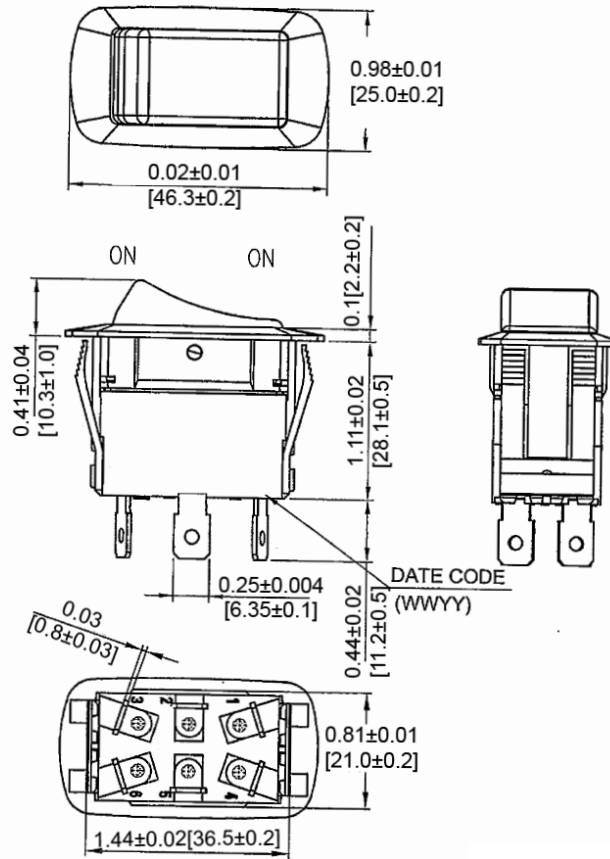
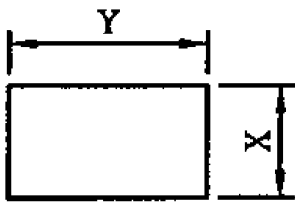


Mechanical Dimensions: Inches [mm]

Tolerances ± 0.012 [0.3] Unless Otherwise Specified



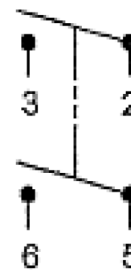
Mounting Hole



Thickness	X	Y
0.03~0.05 [0.75~1.25]	0.83+0.004 [21.2+0.1]	1.44+0.004 [36.6+0.1]
0.05~0.1 [1.25~2.0]	0.83+0.004 [21.2+0.1]	1.45+0.004 [36.8+0.1]
0.1~0.12 [2.0~3.0]	0.83+0.004 [21.2+0.1]	1.46+0.004 [37.0+0.1]

Circuit Diagram

6P DPDT ON-ON



Electrical Specifications

Rating	21A 14V DC, 10A 28V DC	
Contact Resistance	50m ohm Max	
Insulation Resistance	DC 500V 100M ohm Min	
Dielectric Strength	AC 1500V 1 minute	
Operation Temperature	-20°C~85°C	

Material Specifications

Frame	Black, Nylon 66
Actuator	Black, Nylon 66+33%GF
Waterproof	IP56

Rev	Date of issue	Revision Notes	Designed	Approved
B	06-08-2021	Initial Drawing	RC	OF