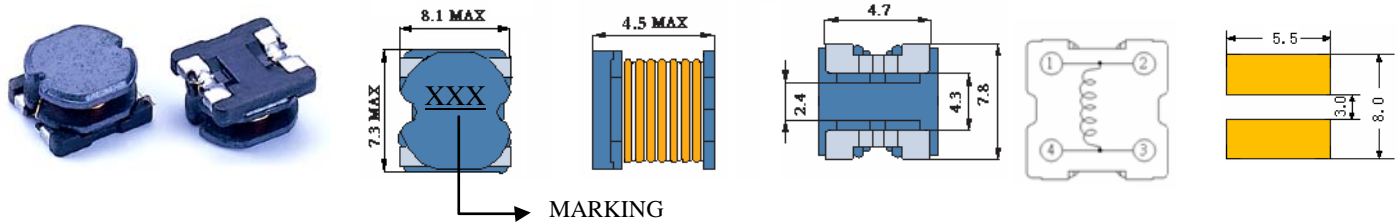


# SC73B

## SMD POWER INDUCTORS



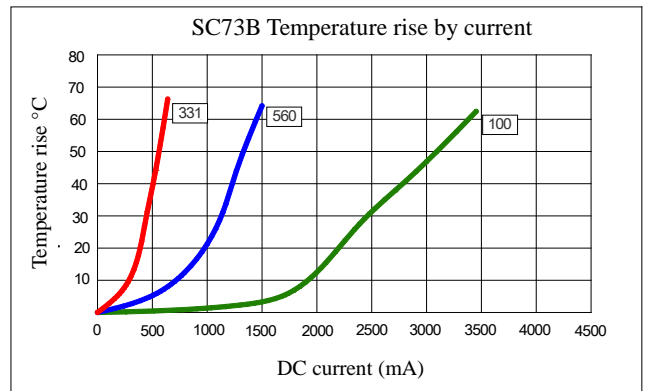
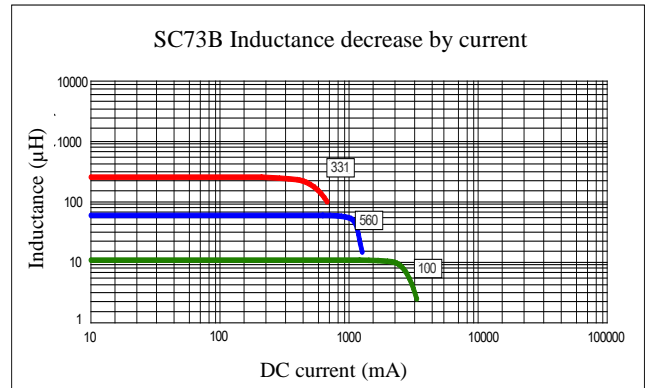
### • Features

1. Open frame construction
2. Excellent Power Density
3. Engineered to Provide High Efficiency



## ELECTRICAL CHARACTERISTICS

Part Number	Inductance (uH) (1)	Test Frequency	DC Resistance (Ω MAX) (2)	Saturation Current (A)	Temperature Current <sup>(4)</sup> (A)
SC73B-100	10	2.52MHZ	0.08	1.44	2.40
SC73B-120	12	2.52MHZ	0.09	1.39	2.20
SC73B-150	15	2.52MHZ	0.10	1.24	2.00
SC73B-180	18	2.52MHZ	0.11	1.12	1.80
SC73B-220	22	2.52MHZ	0.13	1.07	1.65
SC73B-270	27	2.52MHZ	0.17	0.94	1.50
SC73B-330	33	2.52MHZ	0.20	0.85	1.40
SC73B-390	39	2.52MHZ	0.22	0.74	1.30
SC73B-470	47	2.52MHZ	0.29	0.68	1.22
SC73B-560	56	2.52MHZ	0.34	0.64	1.13
SC73B-680	68	2.52MHZ	0.40	0.59	1.05
SC73B-820	82	2.52MHZ	0.47	0.54	0.96
SC73B-101	100	1KHZ	0.50	0.51	0.88
SC73B-121	120	1KHZ	0.66	0.49	0.80
SC73B-151	150	1KHZ	0.75	0.40	0.72
SC73B-181	180	1KHZ	1.02	0.36	0.62
SC73B-221	220	1KHZ	1.20	0.31	0.54
SC73B-271	270	1KHZ	1.31	0.29	0.48
SC73B-331	330	1KHZ	1.76	0.28	0.44



- (1). Inductance tolerance  $\pm 20\%$  tested at 0.25V, 0ADC and 25°C.
- (2). DCR measured at 25°C.
- (3). The DC current at which the inductance decreases by 10% from its initial value.
- (4). The DC current that results in a 40°C temperature rise from 25°C ambient.

[Click here for QUANTITY PER REEL & PACKING INFORMATION](#)

**Custom versions available upon request.**



[belfuse.com/signal](http://belfuse.com/signal)

© 2019 Signal Transformer – Specification subject to change without notice. 12.19

128 Atlantic Avenue, Lynbrook, NY 11563  
 Toll Free 866-239-5777 • Tel 516-239-5777 • Fax 516-239-7208  
[Sales@signaltransformer.com](mailto:Sales@signaltransformer.com) • [techhelp@signaltransformer.com](mailto:techhelp@signaltransformer.com)