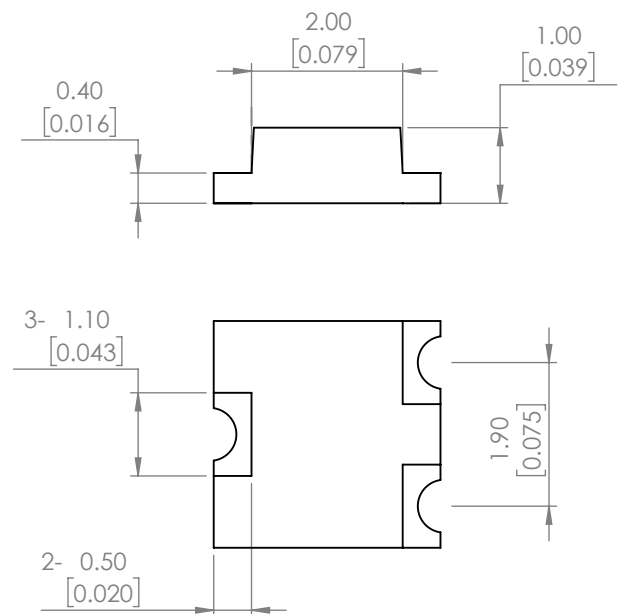
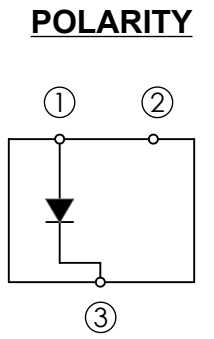
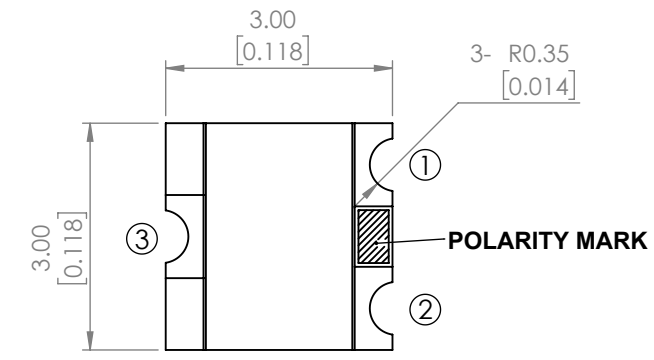
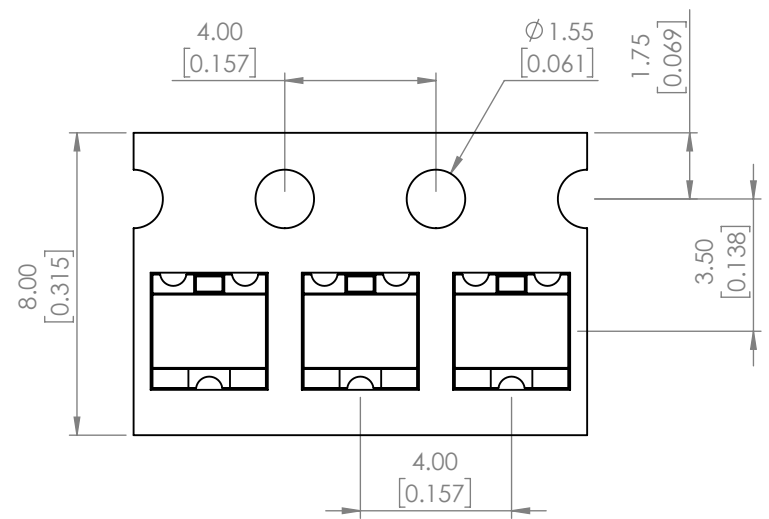


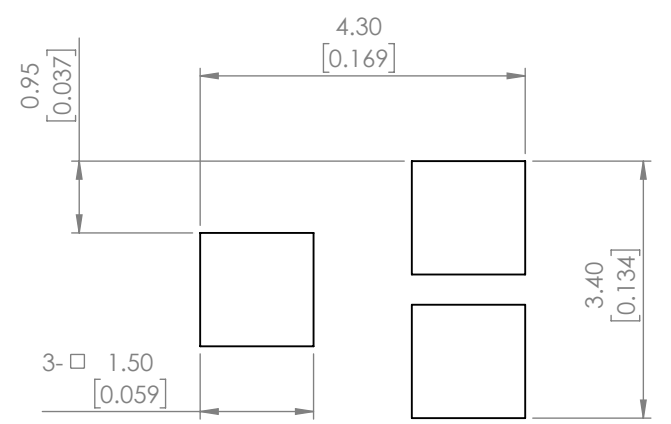
PART NUMBER	SML-LX15YC-RP-TR	REV	E
REV	E.C.N. NUMBER AND REVISION COMMENTS	DATE	
A	E.C.N. #10967.	03.14.03	
B	E.C.N. #11010.	07.03.03	
C	E.C.N. #11148.	11.30.05	
D	E.C.N. #11361.	11.28.06	
E	ECN-Lumex201900145	12.19.19	



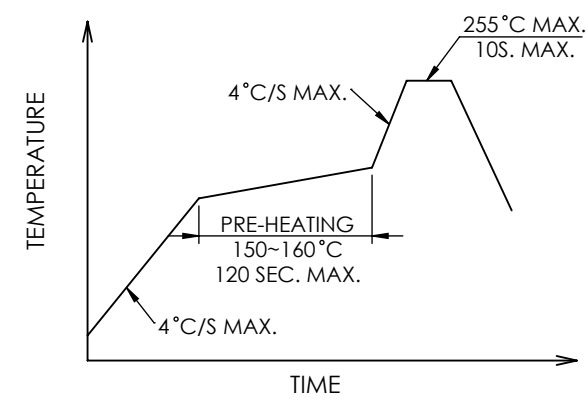
CARRIER TAPE DIMENSION



RECOMMENDED SOLDER PAD LAYOUT



LEAD FREE REFLOW PROFILE



ELECTRO-OPTICAL CHARACTERISTIC TA=25°C

PARAMETER	MIN	TYP	MAX	UNITS	TEST COND
PEAK WAVELENGTH	-	585	-	nm	-
FORWARD VOLTAGE	-	2.1	2.5	Vf	-
REVERSE CURRENT	-	-	100	uA	VR=5V
LUMINOUS INTENSITY	-	10	-	mcd	If=20mA
VIEWING ANGLE	-	140	-	2x theta _{1/2}	-
EMITTED COLOR	YELLOW				
EPOXY LENS FINISH	WATER CLEAR				

ABSOLUTE MAXIMUM RATINGS TA=25°C

PARAMETER	MAX	UNITS
PEAK FORWARD CURRENT*	160	mA
FORWARD CURRENT	30	mA
REVERSE VOLTAGE	5	V
POWER DISSIPATION	100	mW
STORAGE TEMPERATURE	-40 TO +85	°C
OPERATING TEMPERATURE	-40 TO +85	°C
SOLERING TEMPERATURE	3 SECS MAX @ 260	°C

*t < 10uS

**MOISTURE SENSITIVE DEVICE
PER JEDEC LEVEL 3 STANDARDS**

*UNLESS OTHERWISE SPECIFIED TOLERANCES PER DECIMAL PRECISION ARE: X=±1 (±0.039), X.X=±0.5 (±0.020), X.XX=±0.25 (±0.010), X.XXX=±0.127 (±0.005). LEAD SIZE=±0.05 (±0.002), LEAD LENGTH=±0.75 (±0.030). MIN= ^{+DECIMAL PRECISION}/_{-0.00} MAX= ^{+0.00}/_{-DECIMAL PRECISION}