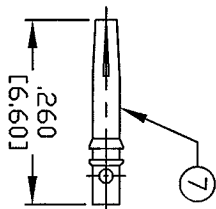
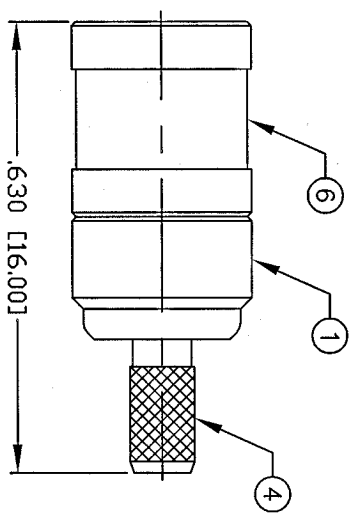
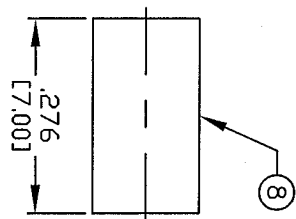


THIS DRAWING CONTAINS INFORMATION PROPRIETARY TO RF INDUSTRIES, ANY UNAUTHORIZED USE OF THIS DRAWING IS EXPRESSLY PROHIBITED WITHOUT WRITTEN PERMISSION FROM RF INDUSTRIES. ANY VIOLATION IS PUNISHABLE UNDER U.S. COPYRIGHT LAWS.

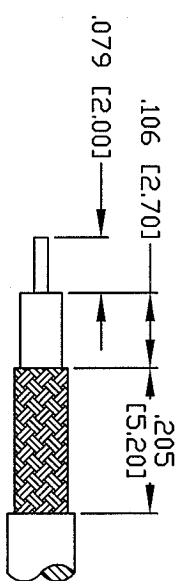
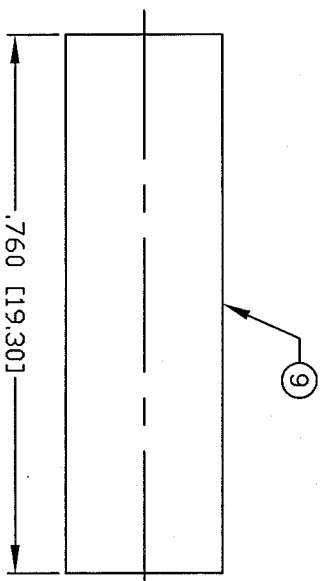
ALL DIMENSIONS ARE REFERENCE ONLY



RECOMMENDED
SOLDER ONLY



RECOMMENDED
CRIMP DIE .130



RECOMMENDED STRIPPING DIM'S

SPECIFICATIONS:

IMPEDANCE: 50 Ohms
 FREQUENCY RANGE: 0-4 GHz
 WORKING VOLTAGE: 335 V rms Max. @ Sea Level
 CONTACT RESISTANCE: 6 m Ohm
 INSULATION RESISTANCE: 1k M Ohms min.
 TEMPERATURE RANGE: -65°C TO 165°C
 FOR RG-174, 188, 188A, 316/U, ALPHA 9174, 9316,
 BELDEN 8216, 83269, 83284, 84316 & TIMES LMR-100A CABLE

#	DESCRIPTION	QTY	MATERIAL	FINISH	APPROVALS	DATE
1	BODY	1	BRASS	GOLD, 3 μ"	008974	
2	INSULATOR	1	PTFE	---		
3	INSULATOR	1	PTFE	---		
4	FERRULE STUD	1	BRASS	GOLD, 3 μ"		
5	RETAINING RING	1	BeCu	---		
6	SHELL	1	BRASS	GOLD, 3 μ"		
7	CONTACT	1	BeCu	GOLD, 30 μ"		
8	FERRULE	1	COPPER	GOLD, 3 μ"		
9	TUBING	1	HEAT SHRINK	---		

UNLESS OTHERWISE SPECIFIED:
 1. REMOVE ALL BURRS
 2. BREAK ALL CORNERS & EDGES .005 R. MAX.
 3. CHAMFER 1ST & LAST THREADS 45°
 4. SURFACE ROUGHNESS 63 FINISH MIL-STD-10
 5. DIMETERS ON COMMON CENTERS TO BE CONCENTRIC WITHIN .002 T.I.R.
 6. ALL DIMENSIONS ARE AFTER PLATING.

DIMENSIONS ARE IN INCHES AND [MILLIMETERS]
 UNLESS OTHERWISE NOTED TOLERANCES ARE:
 DECIMALS .XXX±.003 [.08]
 DIAMETER .XXX±.001 [.03]
 .XXX±.005 [.13]

RF connectors
 DIVISION OF RF INDUSTRIES, LTD.
 7610 MIRAMAR RD
 SAN DIEGO, CA 92126
 (858) 549-6340
 (858) 549-6345 FAX

SMB PLUG, CRIMP

SIZE	CABLE GROUP	DWG NO.	REV
A	B	RSB-4000-1B	-
SCALE:	NTS	CAD FILE	OUTLINE
SHEET	1	OF	1

REV	DESCRIPTION	DWN	DATE	APPROVED
-	ENGINEERING RELEASE	GGG	09/08/99	JDMc

PART NO.	DESCRIPTION	DWN	DATE	APPROVED
RSB-4000-1B	SMB PLUG, CRIMP	GGG	09/08/99	JDMc