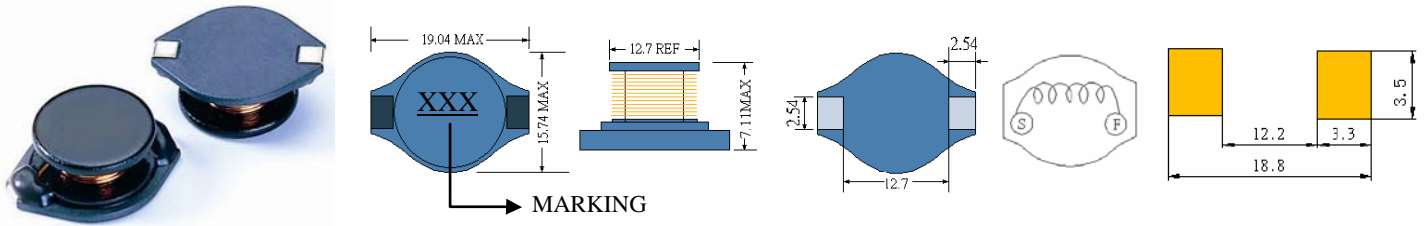


# SC5022F

## SMD POWER INDUCTORS



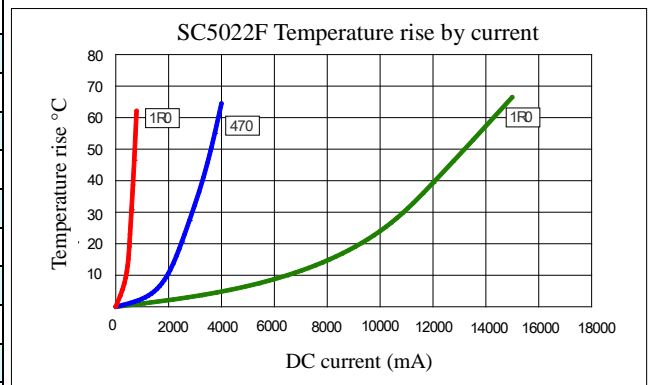
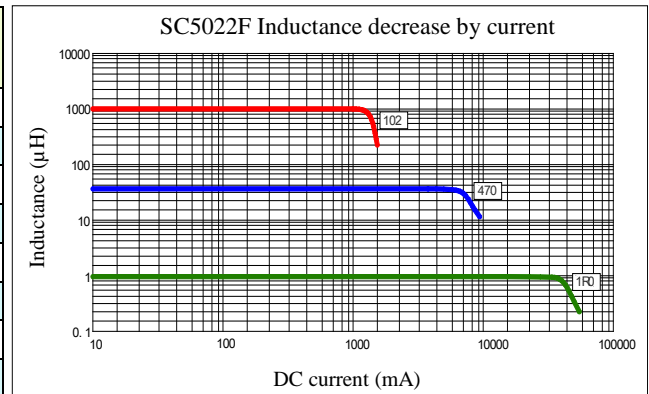
### • Features

1. Open frame construction
2. Excellent Power Density
3. Engineered to Provide High Efficiency



## ELECTRICAL CHARACTERISTICS

Part Number	Inductance (uH) (1)	Test Frequency	DC Resistance (Ω MAX) (2)	Saturation Current (A) (3)	Temperature Current (A) (4)
SC5022F-1R0	1.0	100KHZ	9m	20.0	10.5
SC5022F-2R2	2.2	100KHZ	14m	16.0	9.00
SC5022F-3R3	3.3	100KHZ	15m	14.0	8.00
SC5022F-4R7	4.7	100KHZ	19m	13.0	7.10
SC5022F-5R6	5.6	100KHZ	20m	12.0	6.30
SC5022F-6R8	6.8	100KHZ	25m	11.5	5.60
SC5022F-100	10	100KHZ	31m	10.0	5.20
SC5022F-150	15	100KHZ	36m	8.0	4.50
SC5022F-220	22	100KHZ	47m	7.0	3.90
SC5022F-330	33	100KHZ	66m	5.5	3.30
SC5022F-470	47	100KHZ	86m	4.5	2.80
SC5022F-680	68	100KHZ	0.13	3.5	2.36
SC5022F-101	100	100KHZ	0.19	3.0	1.95
SC5022F-151	150	100KHZ	0.25	2.6	1.60
SC5022F-221	220	100KHZ	0.38	2.4	1.20
SC5022F-331	330	100KHZ	0.56	1.9	1.00
SC5022F-471	470	100KHZ	0.85	1.4	0.80
SC5022F-681	680	100KHZ	1.24	1.2	0.68
SC5022F-102	1000	100KHZ	1.80	1.0	0.58



(1). Inductance tolerance for 1.0uH~3.3uH:  $\pm 30\%$ , for 4.7uH~1000uH:  $\pm 20\%$ . Tested at 0.25V, 0ADC and 25°C.

(2). DCR measured at 25°C.

(3). The DC current at which the inductance decreases by 10% from its initial value.

(4). The DC current that results in a 40°C temperature rise from 25°C ambient.

[Click here for QUANTITY PER REEL & PACKING INFORMATION](#)

Custom versions available upon request.



[belfuse.com/signal](http://belfuse.com/signal)

© 2019 Signal Transformer – Specification subject to change without notice. 12.19

128 Atlantic Avenue, Lynbrook, NY 11563  
Toll Free 866-239-5777 • Tel 516-239-5777 • Fax 516-239-7208  
[Sales@signaltransformer.com](mailto:Sales@signaltransformer.com) • [techhelp@signaltransformer.com](mailto:techhelp@signaltransformer.com)