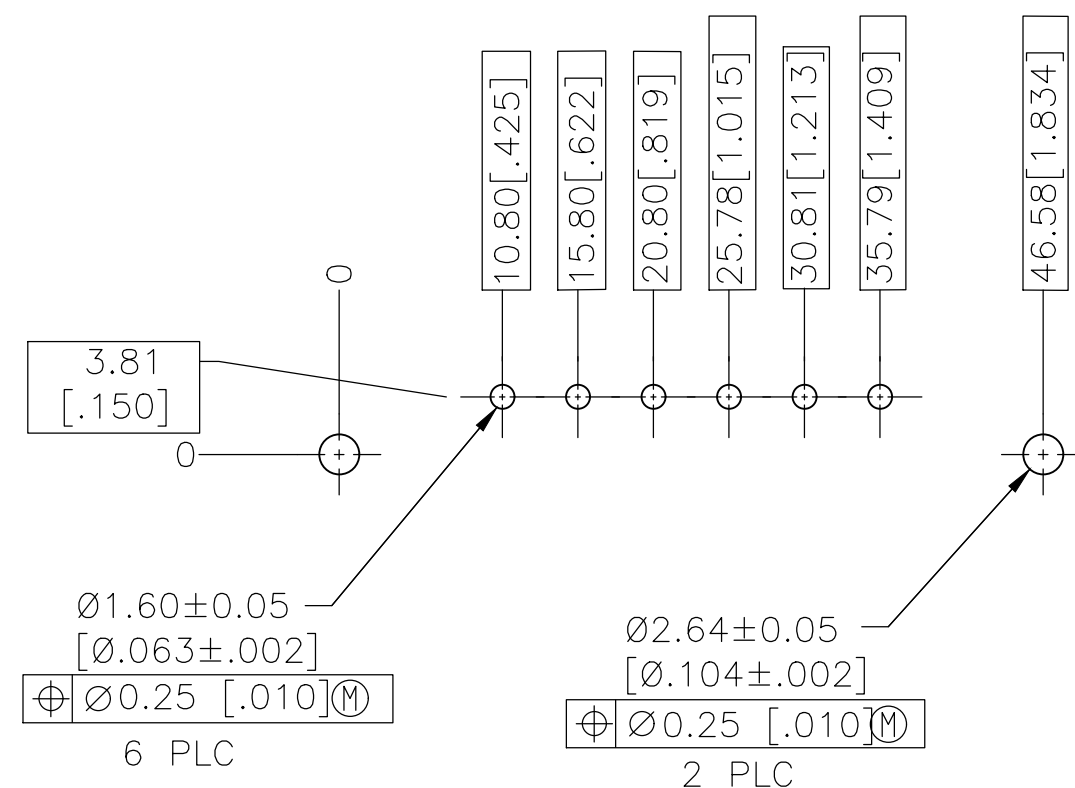
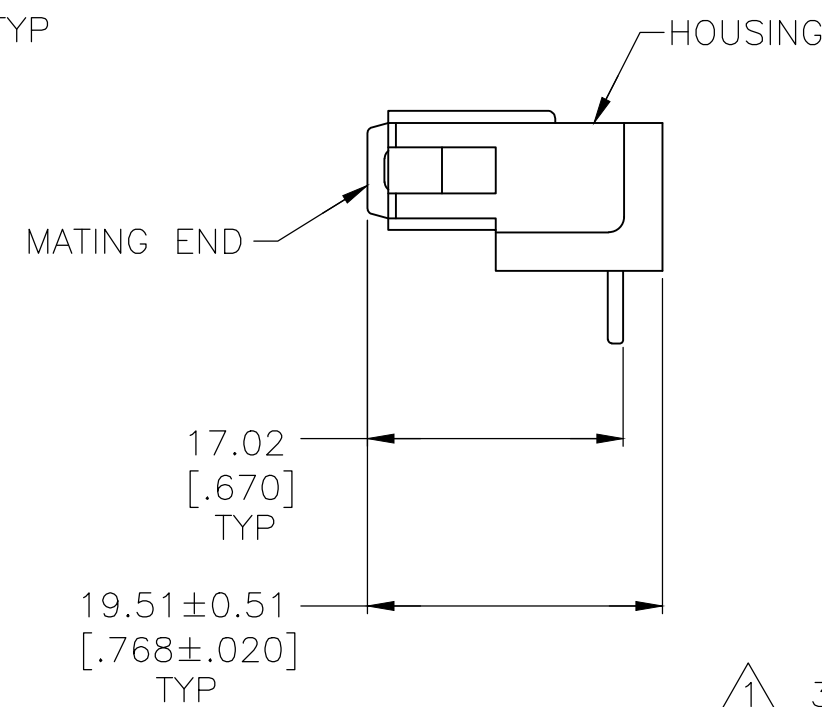
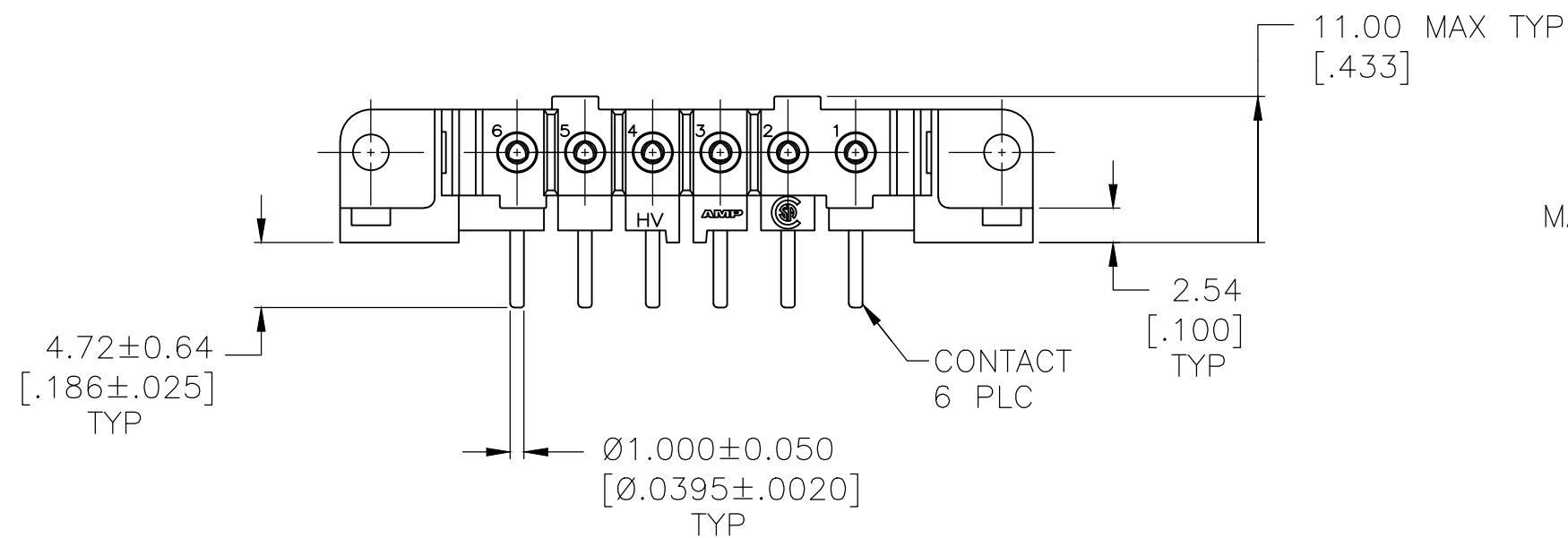
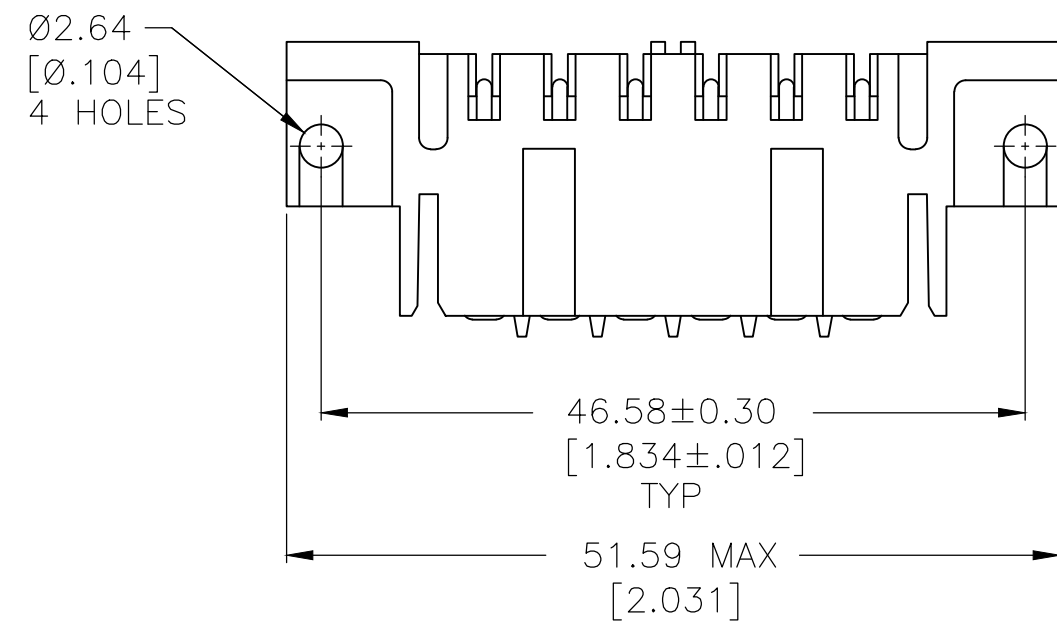


THIS DRAWING IS UNPUBLISHED. RELEASED FOR PUBLICATION  
 © COPYRIGHT - By - ALL RIGHTS RESERVED.

REVISIONS					
P	LTR	DESCRIPTION	DATE	DWN	APVD
	L	REVISED PER ECO-18-000443	23JAN2018	RS	MZ
	M	REVISED PER ECO-20-001564	05FEB2020	SG	MZ



RECOMMENDED PC BOARD LAYOUT

- ① 3.81um [.000150] MIN TIN-LEAD OVER 0.76um [.000030] MIN NICKEL.
- ② 0.76um [.000030] MIN GOLD FOR A LENGTH OF 5.08 [.200] MIN FROM MATING END, 3.81um [.000150] MIN TIN-LEAD FOR A LENGTH OF 5.23 [.206] MIN FROM OPPOSITE END, BOTH OVER 1.27um [.000050] MIN NICKEL.
- ③ 3.81um [.000150] MIN TIN OVER 0.76um [.000030] MIN NICKEL.
- ④ 0.76um [.000030] MIN GOLD FOR A LENGTH OF 5.08 [.200] MIN FROM MATING END, 3.81um [.000150] MIN TIN FOR A LENGTH OF 5.23 [.206] MIN FROM OPPOSITE END, BOTH OVER 1.27um [.000050] MIN NICKEL.
- ⑤ HOUSING MATERIAL: PA66, BLACK, UL 94 V-0 RATED.
- ⑥ CONTACT HOOD: STAINLESS STEEL  
CONTACT BODY: PHOSPHOR BRONZE

CONTACT FINISH	PART NUMBER
④	207610-7
③	207610-6
②	207610-3
①	-207610-1

THIS DRAWING IS A CONTROLLED DOCUMENT.		DWN L.SIPE 08/06/92	TE Connectivity Ltd.	
DIMENSIONS: mm [INCHES]		CHK J.McCLINTON 8-11-92		
TOLERANCES UNLESS OTHERWISE SPECIFIED:		APVD A.TRAVIS 8-11-92	NAME	
0 PLC ± -		PRODUCT SPEC 108-10033	SOCKET HEADER ASSEMBLY, 6 POSN, IN-LINE, METRIMATE	
1 PLC ± -		APPLICATION SPEC	SIZE A2	CAGE CODE 00779
2 PLC ± 0.25 [.010]			DRAWING NO C-207610	RESTRICTED TO
3 PLC ± -			SCALE 2:1	SHEET 1 OF 1
4 PLC ± -			REV M	
ANGLES ± -				
MATERIAL		FINISH	CUSTOMER DRAWING	
CONTACTS: SEE TBL				