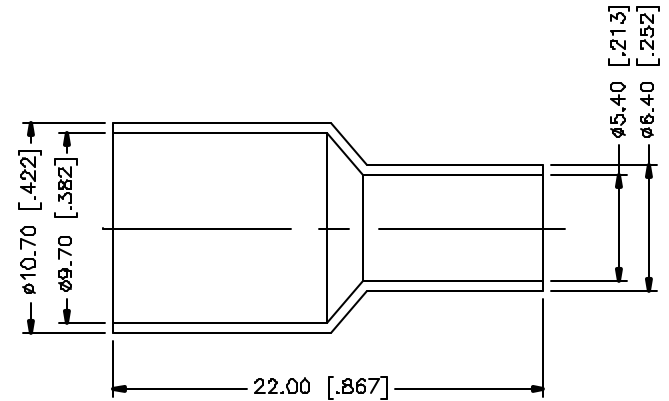
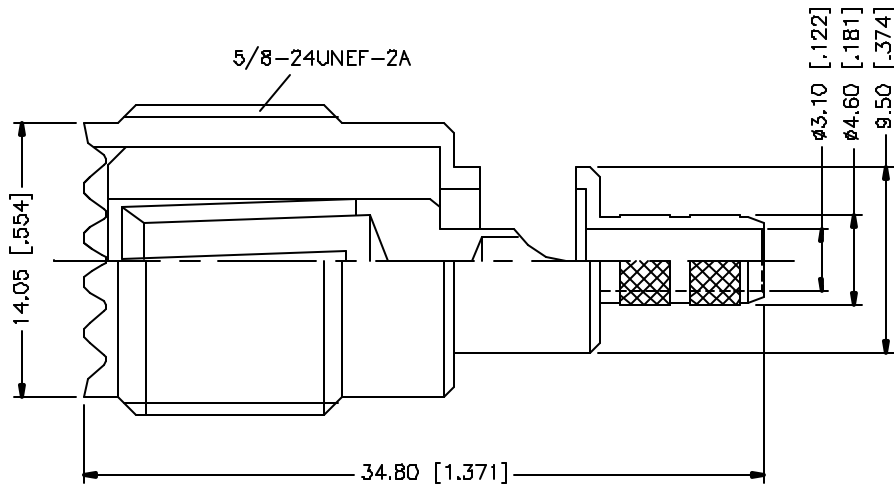
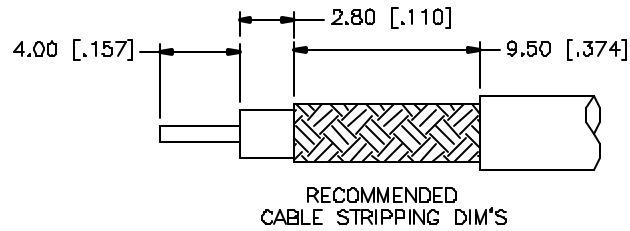


REV.	DATE	DESCRIPTION
A	11/22/04	UPDATE DRAWING FORMAT



NOTE:

1. CRIMPED FERRULE
HEX CRIMP SIZE .213"
2. CONTACT PIN TO SOLDER

REV.	DATE	DESCRIPTION
A	11/22/04	UPDATE DRAWING FORMAT
8		
7		
6		
5		
4	FERRULE	COPPER NICKEL 1
3	CONTACT PIN	BRASS GOLD 1
2	INSULATOR	DELFIN NATURAL 1
1	BODY	BRASS NICKEL 1
	DESCRIPTION	MATERIAL FINISH QTY
<p>UNLESS OTHERWISE SPECIFIED DIMENSIONS ARE IN MILLIMETERS DIMENSIONS IN [] ARE IN INCHES AND FOR CUSTOMER REFERENCE ONLY.</p> <p>UNLESS OTHERWISE SPECIFIED TOLERANCES FOR MILLIMETERS ARE: 0.5 - 8mm ± 0.20mm 8 - 30mm ± 0.40mm 30 - 120mm ± 0.50mm</p> <p>UNLESS OTHERWISE SPECIFIED TOLERANCES FOR INCHES ARE: .020 - .315 = ± 0.007" .315 - 1.180 = ± 0.015" 1.180 - 4.724 = ± 0.020"</p> <p>DO NOT SCALE DRAWING</p>		
APPROVALS		DATE
DRAWN	G.R.S.	11/22/04
CHECKED		
ISSUED		
SHEET	1 OF 1	
CAD FILE		C:/182/182306.DWG
<p>Amphenol Connex</p>		
PART DESCRIPTION		
UHF CRIMP JACK (FOR RG-58C/U, 58/U)		
PART NO.		
182306		
DWG. NO.	182306.DWG	REV. A
SIZE	A	SCALE NA