

## PCB terminal block - GKDS/E-LOE GN - 1709119

Please be informed that the data shown in this PDF Document is generated from our Online Catalog. Please find the complete data in the user's documentation. Our General Terms of Use for Downloads are valid (<http://download.phoenixcontact.com>)

PCB terminal block, Nominal current: 24 A, Nom. voltage: 630 V, Pitch: 7.5 mm, Number of positions: 1, Connection method: Screw connection, Mounting: Soldering, Conductor/PCB connection direction: 0 °, Color: green, The article can be aligned to create different nos. of positions!

### Key commercial data

Packing unit	1 pc
GTIN	 4 017918 023621
Weight per Piece (excluding packing)	4.33 GRM
Custom tariff number	85369010
Country of origin	Germany

### Technical data

#### Dimensions

Length	19 mm
Height	19.5 mm
Width	7.5 mm
Pitch	7.5 mm
Pin dimensions	1,1 X 0,8 mm
Hole diameter	1.4 mm

#### General

Range of articles	GKDS/E
Insulating material group	I
Rated surge voltage (III/3)	6 kV
Rated surge voltage (III/2)	6 kV
Rated surge voltage (II/2)	6 kV
Rated voltage (III/3)	500 V
Rated voltage (III/2)	630 V
Rated voltage (II/2)	1000 V
Connection in acc. with standard	EN-VDE
Nominal current $I_N$	24 A
Nominal cross section	2.5 mm <sup>2</sup>
Maximum load current	32 A
Insulating material	PA
Solder pin surface	Sn

## PCB terminal block - GKDS/E-LOE GN - 1709119

### Technical data

#### General

Inflammability class according to UL 94	V2
Internal cylindrical gage	A3
Stripping length	9 mm
Number of positions	1
Screw thread	M3
Tightening torque, min	0.5 Nm
Tightening torque max	0.6 Nm

#### Connection data

Conductor cross section AWG/kcmil min.	24
Conductor cross section AWG/kcmil max	12
2 conductors with same cross section, solid min.	0.2 mm <sup>2</sup>
2 conductors with same cross section, solid max.	1.5 mm <sup>2</sup>
2 conductors with same cross section, stranded min.	0.2 mm <sup>2</sup>
2 conductors with same cross section, stranded max.	1 mm <sup>2</sup>
2 conductors with same cross section, stranded, ferrules without plastic sleeve, min.	0.25 mm <sup>2</sup>
2 conductors with same cross section, stranded, ferrules without plastic sleeve, max.	0.5 mm <sup>2</sup>
2 conductors with same cross section, stranded, TWIN ferrules with plastic sleeve, min.	0.5 mm <sup>2</sup>
2 conductors with same cross section, stranded, TWIN ferrules with plastic sleeve, max.	1 mm <sup>2</sup>
Minimum AWG according to UL/CUL	30
Maximum AWG according to UL/CUL	14

### Classifications

#### eCl@ss

eCl@ss 4.0	27141109
eCl@ss 4.1	27141109
eCl@ss 5.0	27141190
eCl@ss 5.1	27141190
eCl@ss 6.0	27261101
eCl@ss 7.0	27440401
eCl@ss 8.0	27440401

#### ETIM

ETIM 3.0	EC001121
----------	----------

# PCB terminal block - GKDS/E-LOE GN - 1709119

## Classifications

### ETIM

ETIM 4.0	EC002643
ETIM 5.0	EC002643

### UNSPSC

UNSPSC 6.01	30211801
UNSPSC 7.0901	39121432
UNSPSC 11	39121432
UNSPSC 12.01	39121432
UNSPSC 13.2	39121432

## Approvals

### Approvals


Approvals


CSA / UL Recognized / SEV / CCA / GOST / GOST

Ex Approvals

Approvals submitted

### Approval details

CSA 	
mm <sup>2</sup> /AWG/kcmil	22-12
Nominal current I <sub>N</sub>	10 A
Nominal voltage U <sub>N</sub>	300 V

UL Recognized 			
	B	C	D
mm <sup>2</sup> /AWG/kcmil	30-14	30-14	30-14


# PCB terminal block - GKDS/E-LOE GN - 1709119

## Approvals

	B	C	D
Nominal current IN	15 A	15 A	10 A
Nominal voltage UN	250 V	50 V	300 V

SEV	
mm <sup>2</sup> /AWG/kcmil	4
Nominal voltage UN	500 V

CCA	
mm <sup>2</sup> /AWG/kcmil	4
Nominal voltage UN	500 V



## Accessories

### Accessories

#### Bridge

Insertion bridge - EB 2- BK 4 - 0801157



Insertion bridge, 2-pos., for strip terminal block, BK 4

Insertion bridge - EB 3- BK 4 - 0801144



Insertion bridge, 3-pos., for strip terminal block, BK 4

## PCB terminal block - GKDS/E-LOE GN - 1709119

### Accessories

---

Insertion bridge - EB 10- BK 4 - 0801131



Insertion bridge, 10-pos., for strip terminal block, BK 4

Insertion bridge - EB 2- BK 4 - 0801157



Insertion bridge, 2-pos., for strip terminal block, BK 4

Insertion bridge - EB 3- BK 4 - 0801144



Insertion bridge, 3-pos., for strip terminal block, BK 4

Insertion bridge - EB 10- BK 4 - 0801131



Insertion bridge, 10-pos., for strip terminal block, BK 4

### Labeled terminal marker

Marker cards - SK 7,5/5:FORTL.ZAHLEN - 0804468



Marker cards, Card, white, labeled, Horizontal: Consecutive numbers 1 - 10, 11 - 20, etc. up to 91 - 100, Mounting type: Adhesive, For terminal block width: 7.5 mm, Lettering field: 7.5 x 5 mm

## PCB terminal block - GKDS/E-LOE GN - 1709119

### Accessories

Marker pin Zack strip - BNB-ZB 7,5,LGS:FORTL.ZAHLEN - 1400052



Marker pin Zack strip, Strip, white, labeled, Printed horizontally: Consecutive numbers 1 - 10, 11 - 20, etc. up to 991 - 1000, Mounting type: Plug in, For terminal block width: 7.5 mm, Lettering field: 6 x 4 mm

---

### Screwdriver tools

Screwdriver - SZS 0,6X3,5 - 1205053



Actuation tool, for ST terminal blocks, insulated, also suitable for use as a bladed screwdriver, size: 0.6 x 3.5 x 100 mm, 2-component grip, with non-slip grip

---

### Test plug terminal block

Reducing plug - RPS - 0201647



Reducing plug, For test plugs, Color: gray

Test plugs - MPS-MT - 0201744



Test plugs, Color: silver

---

PCB terminal block - GRZ/E 2,5 - 1709054

---

## PCB terminal block - GKDS/E-LOE GN - 1709119

### Accessories

PCB terminal block - TP-KDS/GKDS - 1701793



PCB terminal block, Number of positions: 1