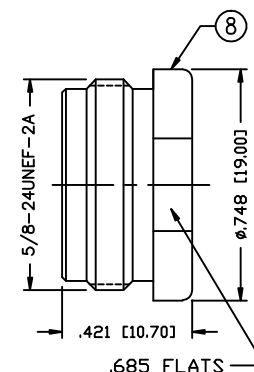
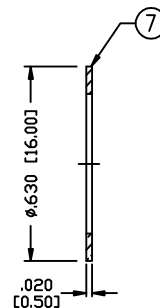
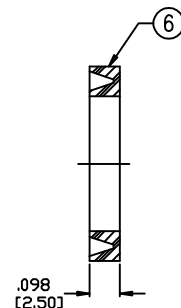
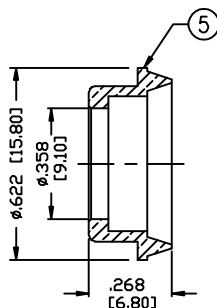
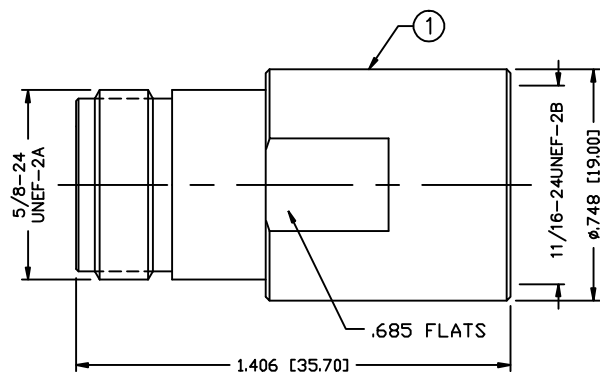


PART NO.

RFN-1024-1SI

REV	DESCRIPTION	DWN	DATE	APPROVED
B	CHG BACK NUT FROM HEX TO WRENCH FLATS \ CHG STRIPPING	KMM	12/18/98	R. RICE
C	UPDATED SPECS / CHANGE DRAWING NUMBER	CZS	08/08/06	JDMc
D	CHANGE DWG FORMAT & SPECS / UPDATED CONNECTOR DESIGN	CZS	02/14/08	JDMc

**SPECIFICATIONS:**

IMPEDANCE: 50 Ohms

FREQUENCY RANGE: 0-11 GHz

INSERTION LOSS: .06 dB Max. X \sqrt{f} GHz

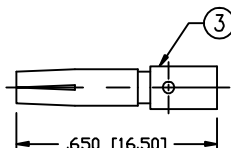
WORKING VOLTAGE: 1k V rms @ sea level

TEMPERATURE RANGE: -65°C TO 85°C

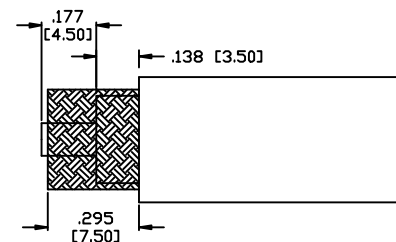
INSULATION RESISTANCE: 5k M Ohms min.

FOR BELDEN 8214, 9913, 9913F, 9914, CAROL C1180,

TIMES AA-5886 & LMR-400 CABLE



SOLDER OR CRIMP WITH
HEX DIE .118" OR .128"



RECOMMENDED STRIPPING DIMENSIONS

1	BODY	1	BRASS	SILVER, 50 μ "
2	INSULATOR	1	PTFE	---
3	CONTACT	1	PHOS. BRONZE	GOLD, 3 μ "
4	PRESS-WASHER	1	BRASS	SILVER, 50 μ "
5	CLAMP	1	BRASS	SILVER, 50 μ "
6	GASKET	1	SILICONE	---
7	WASHER	1	BRASS	SILVER, 50 μ "
8	BACK NUT	1	BRASS	SILVER, 50 μ "
9				
10				
11				
12				
13				
14				
#	DESCRIPTION	QTY	MATERIAL	FINISH

CUSTOMER OUTLINE DRAWING	
ALL DIMENSIONS ARE REFERENCE ONLY	
DRAWN C. ZUNIGA	02/14/08
CHECKED	
ORJ DRAWN K. MAXWELL	05/15/94
APPROVALS	DATE

**RoHS
COMPLIANT**

THIS DRAWING CONTAINS
INFORMATION PROPRIETARY TO
RF INDUSTRIES. ANY
UNAUTHORIZED USE OF THIS
DRAWING IS EXPRESSLY
PROHIBITED WITHOUT WRITTEN
PERMISSION FROM RF
INDUSTRIES. ANY VIOLATION IS
PUNISHABLE UNDER U.S.
COPYRIGHT LAWS.

RFconnectors
DIVISION OF RF INDUSTRIES, LTD.

7610 MIRAMAR RD
SAN DIEGO, CA 92126
(858) 549-6340
(858) 549-6345 FAX

N JACK, CLAMP

SIZE	CABLE GROUP	DWG NO.	REV
A	I	RFN-1024-1SI	D
SCALE:	NTS	ENGINEERING ID	000494
		SHEET	1 OF 1