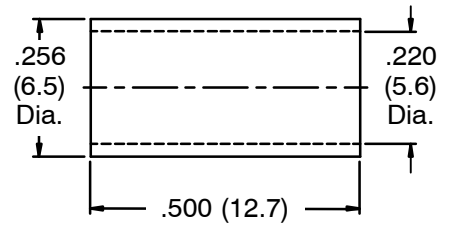
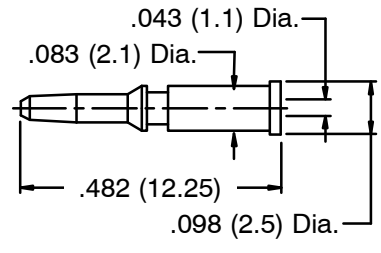
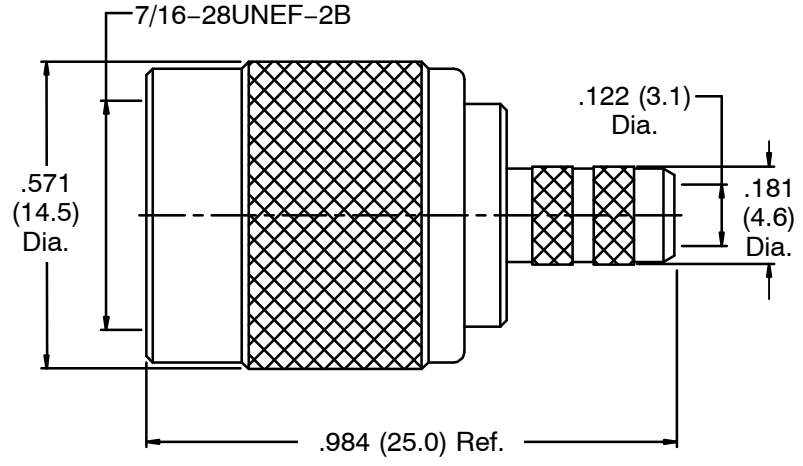
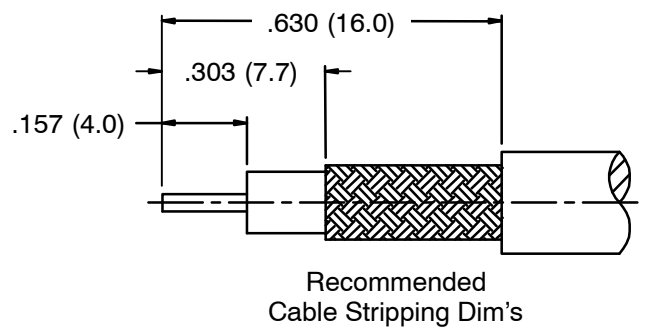


1 2 3 4 5 6 7 8

F  
E  
D  
C  
B  
A



NOTES: Finish (Plating Thickness in Micro-inches)  
 1. Brass  
 2. Nickel Pl. 100 Min. Thick over Copper Pl. 50 Min. Thick  
 3. Gold Pl. 3 Min Thick over Nickel Pl. 50 Min. Thick over Copper Pl. 50 Min. Thick

RoHS Compliant

Crimped Ferrule  
 Hex Crimp Size .213 (5.4)  
 Crimped Contact Pin  
 Hex Crimp Size .068 (1.7)

9	Ferrule	Note 1	Note 2	1	
8	Contact Pin	Note 1	Note 3	1	
7	Washer	Note 1	Note 2	1	
6	Ring	DELTRIN	Natural	1	
5	Retainer Ring	Note 1	Note 2	1	
4	Gasket	Rubber	Red	1	
3	Insulator	DELTRIN	Natural	1	
2	Body	Note 1	Note 2	1	
1	Shell	Note 1	Note 2	1	
No.	Description	Material	Finish	Q'ty	Drawing No.

Dimensions are in Inches  
 Unless Otherwise Specified  
 Tolerances  
 0.5-6 = ±0.2  
 6-30 = ±0.4  
 30-120 = ±0.6  
 120-315 = ±1  
 315-1000 = ±1.6  
 1000-2000 = ±2.4

Part No.	
Approved	Date 6-17-2010
Checked	Date 6-17-2010
Drawn	Date 6-7-2010

<b>NTE Electronics</b>	
Title	TNC Crimp Plug (For RG-58, 58A, 141, LMR195)
Drawing No.	06-T002
File No.	

1 2 3 4 5 6 7 8