

XS106B3NBL2

inductive sensor XS1 Ø 6.5, L33mm, brass, Sn2.5 mm, 12..24VDC, cable 2 m



Main

| | |
|------------------------------------|--|
| Range of Product | Telemecanique Inductive proximity sensors XS |
| Series name | General purpose |
| Sensor Type | Inductive proximity sensor |
| Sensor name | XS1 |
| Sensor design | Cylindrical Ø 6.5 mm plain |
| Size | 33 mm |
| Body type | Fixed |
| Detector flush mounting acceptance | Flush mountable |
| Material | Metal |
| Type of output signal | Discrete |
| Wiring Technique | 3-wire |
| [Sn] nominal sensing distance | 0.10 in (2.5 mm) |
| Discrete output function | 1 NC |
| Output circuit type | DC |
| Discrete output type | NPN |
| Electrical connection | Cable |
| Cable length | 6.56 ft (2 m) |
| [Us] rated supply voltage | 12...24 V DC reverse polarity protection |
| Switching capacity in mA | <= 200 mA overload and short-circuit protection |
| IP degree of protection | IP65 conforming to IEC 60529 IP67 conforming to IEC 60529 |

Complementary

| | |
|--------------------------|----------------------------|
| Detection face | Frontal |
| Front material | PPS |
| Enclosure Material | Nickel Plated Brass |
| Operating zone | 0.00...0.08 in (0...2 mm) |
| Differential travel | 1...15% of Sr |
| Cable composition | 3 x 0.11 mm ² |
| Wire insulation material | PvR |
| Status LED | Output state 1 LED yellow) |
| Supply voltage limits | 10...36 V DC |
| Switching frequency | <= 2500 Hz |
| Maximum voltage drop | <2 V closed) |
| Current consumption | <= 10 mA no-load |
| Maximum delay first up | 10 ms |
| Maximum delay response | 0.2 ms |
| Maximum delay recovery | 0.2 ms |
| Marking | CE |
| Length | 1.30 in (33 mm) |

The information provided in this documentation contains general descriptions and/or technical characteristics of the performance of the products contained herein. This documentation is not intended as a substitute for and is not to be used for determining suitability or reliability of these products for specific user applications. It is the duty of any such user or integrator to perform the appropriate and complete risk analysis, evaluation and testing of the products with respect to the relevant specific application or use thereof. Neither Schneider Electric Industries SAS nor any of its affiliates or subsidiaries shall be responsible or liable for misuse of the information contained herein.

Environment

| | |
|---------------------------------------|---|
| Product Certifications | CSA UL |
| Ambient Air Temperature for Operation | -13...158 °F (-25...70 °C) |
| Ambient Air Temperature for Storage | -40...185 °F (-40...85 °C) |
| Vibration resistance | 25 gn +/- 2 mm 10...55 Hz)IEC 60068-2-6 |
| Shock resistance | 50 gn 11 ms IEC 60068-2-27 |

Ordering and shipping details

| | |
|-----------------------|---|
| Category | 21571-SENSORS, ELECTRONIC BASIC XU & XS |
| Discount Schedule | DS2 |
| GTIN | 3389119046213 |
| Nbr. of units in pkg. | 1 |
| Package weight(Lbs) | 0.88 oz (25.0 g) |
| Returnability | No |
| Country of origin | FR |

Packing Units

| | |
|------------------------------|------------------|
| Unit Type of Package 1 | PCE |
| Package 1 Height | 5.12 in (13 cm) |
| Package 1 width | 1.61 in (4.1 cm) |
| Package 1 Length | 3.70 in (9.4 cm) |
| Unit Type of Package 2 | BAG |
| Number of Units in Package 2 | 1 |
| Package 2 Weight | 0.88 oz (25.0 g) |
| Package 2 Height | 0.79 in (2 cm) |
| Package 2 width | 7.87 in (20 cm) |
| Package 2 Length | 5.91 in (15 cm) |

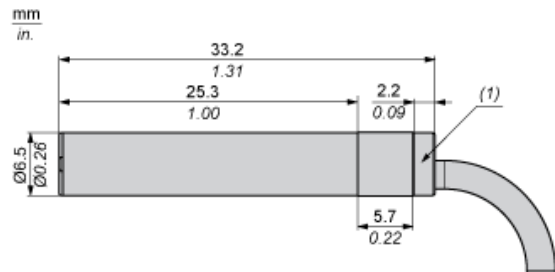
Offer Sustainability

| | |
|----------------------------|---|
| Sustainable offer status | Green Premium product |
| California proposition 65 | WARNING: This product can expose you to chemicals including: Diisononyl phthalate (DINP), which is known to the State of California to cause cancer, and Di-isodecyl phthalate (DIDP), which is known to the State of California to cause birth defects or other reproductive harm. For more information go to www.P65Warnings.ca.gov |
| REACH Regulation | REACH Declaration |
| EU RoHS Directive | Pro-active compliance (Product out of EU RoHS legal scope) EU RoHS Declaration |
| Mercury free | Yes |
| RoHS exemption information | Yes |
| Environmental Disclosure | Product Environmental Profile |
| Circularity Profile | End Of Life Information |

Contractual warranty

| | |
|----------|-----------|
| Warranty | 18 months |
|----------|-----------|

Dimensions



(1) LED

Minimum Mounting Distances in mm

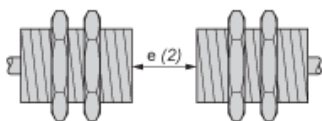
Side by side



e (1) 5 mm/0.20 in.

≥

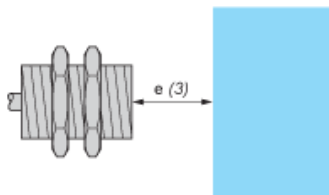
Face to face



e (2) 30 mm/1.18 in.

≥

Facing a metal object



e (3) 8 mm/0.31 in.

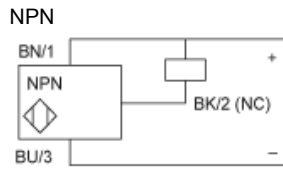
≥

Mounting



(1) Bending cable: 4 x external cable diameter

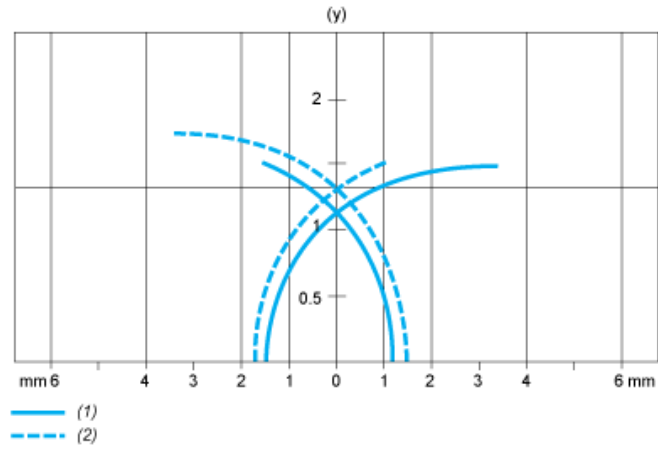
Wiring Schemes



BU : Blue
BN : Brown
BK : Black

Performance Curves

Standard Steel Target : 8x8x1 mm



- (1) Pick-up points
- (2) Drop-out points (object approaching from the side)
- (y) Sensing distance in mm