

Features:

- Provides high power and high saturation
- Silver plated for low cost design
- Available on tape and reel for auto surface mounting
- 100% RoHS compliant and lead free without exemption
- Halogen free
- REACH compliant
- Contact Stackpole for additional inductance values



Applications:

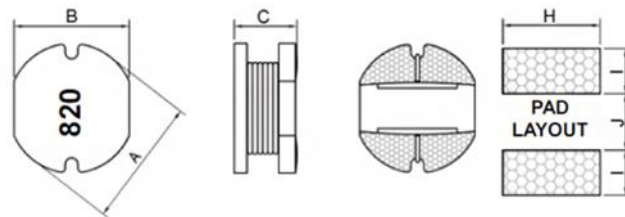
- Power supply for VTRs
- Personal computers
- DC/DC converters
- LCD televisions

Inductance and Current Ranges		
Type/Code	Inductance (µH)	Current Ranges (A)
LPC1412	1 ~ 390	1.4 ~ 0.1
LPC1412...-HP	1 ~ 330	2.2 ~ 0.09
LPC1816	0.5 ~ 1000	3 ~ 0.109
LPC2320...-LP	1 ~ 470	4 ~ 0.15
LPC2320	1 ~ 1000	4.5 ~ 0.13
LPC2320...-HP	1 ~ 1000	5.00 ~ 0.26
LPC3128	1 ~ 1000	1.64 ~ 0.2
LPC3128...-HP	1 ~ 1500	3.4 ~ 0.16
LPC3935...-LP	1 ~ 560	8.7 ~ 0.32
LPC3935	1.2 ~ 1000	8.63 ~ 0.2
LPC3935...-HP	1 ~ 1000	9.5 ~ 0.46

Electrical specifications at 25°C

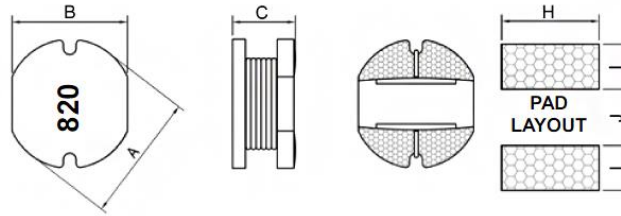
Operating Temperature Range: -40~125°C

Mechanical Specifications



Type/Code	A Max.	B Max.	C Max.	H	I	J	Unit
LPC1412	0.14 ± 0.01	0.12 ± 0.01	0.05 ± 0.01	0.14	0.06	0.03	inches
	3.50 ± 0.30	3.00 ± 0.30	1.15 ± 0.30	3.50	1.60	0.80	mm
LPC1412...-HP	0.14 ± 0.01	0.12 ± 0.01	0.08 ± 0.01	0.14	0.06	0.03	inches
	3.50 ± 0.30	3.00 ± 0.30	2.10 ± 0.30	3.50	1.60	0.80	mm
LPC1816	0.18 ± 0.01	0.16 ± 0.01	0.13 ± 0.01	0.18	0.07	0.06	inches
	4.50 ± 0.30	4.00 ± 0.30	3.20 ± 0.30	4.50	1.75	1.50	mm
LPC2320...-LP	0.23 ± 0.01	0.20 ± 0.01	0.10 ± 0.01	0.22	0.08	0.07	inches
	5.80 ± 0.30	5.20 ± 0.30	2.50 ± 0.30	5.50	2.15	1.70	mm
LPC2320	0.23 ± 0.01	0.20 ± 0.01	0.12 ± 0.01	0.22	0.08	0.07	inches
	5.80 ± 0.30	5.20 ± 0.30	3.00 ± 0.30	5.50	2.15	1.70	mm
LPC2320...-HP	0.23 ± 0.01	0.20 ± 0.01	0.18 ± 0.01	0.22	0.08	0.07	inches
	5.80 ± 0.30	5.20 ± 0.30	4.50 ± 0.30	5.50	2.15	1.70	mm
LPC3128	0.31 ± 0.01	0.28 ± 0.01	0.14 ± 0.02	0.30	0.12	0.08	inches
	7.80 ± 0.30	7.00 ± 0.30	3.50 ± 0.50	7.50	3.00	2.00	mm
LPC3128...-HP	0.31 ± 0.01	0.28 ± 0.01	0.20 ± 0.02	0.30	0.12	0.08	inches
	7.80 ± 0.30	7.00 ± 0.30	5.00 ± 0.50	7.50	3.00	2.00	mm

Mechanical Specifications (cont.)



Type/Code	A Max.	B Max.	C Max.	H	I	J	Unit
LPC3935...-LP	0.39 ± 0.02 10.00 ± 0.40	0.35 ± 0.01 9.00 ± 0.30	0.16 ± 0.02 4.00 ± 0.50	0.37 9.50	0.15 3.75	0.10 2.50	inches mm
LPC3935	0.39 ± 0.02 10.00 ± 0.40	0.35 ± 0.01 9.00 ± 0.30	0.21 ± 0.02 5.40 ± 0.50	0.37 9.50	0.15 3.75	0.10 2.50	inches mm
LPC3935...-HP	0.39 ± 0.02 10.00 ± 0.40	0.35 ± 0.01 9.00 ± 0.30	0.30 max. 7.50 max.	0.37 9.50	0.15 3.75	0.10 2.50	inches mm

Electrical Specifications – LPC1412

Type/Code	L (µH)	Tolerance	Test Condition	DCR (Ω) max.	I DC (A) max.
LPC1412MT1R0	1.0	20%	100KHz, 0.25V	0.06	1.4
LPC1412MT1R5	1.5	20%	100KHz, 0.25V	0.081	1.3
LPC1412MT1R8	1.8	20%	100KHz, 0.25V	0.098	1.24
LPC1412MT2R2	2.2	20%	100KHz, 0.25V	0.24	1.2
LPC1412MT2R7	2.7	20%	100KHz, 0.25V	0.135	1.04
LPC1412MT3R3	3.3	20%	100KHz, 0.25V	0.27	1
LPC1412MT3R9	3.9	20%	100KHz, 0.25V	0.188	0.79
LPC1412MT4R7	4.7	20%	100KHz, 0.25V	0.4	0.9
LPC1412MT5R6	5.6	20%	100KHz, 0.25V	0.45	0.65
LPC1412MT6R8	6.8	20%	100KHz, 0.25V	0.5	0.56
LPC1412MT8R2	8.2	20%	100KHz, 0.25V	0.65	0.5
LPC1412MT100	10	20%	1KHz, 0.25V	0.75	0.45
LPC1412MT120	12	20%	1KHz, 0.25V	0.85	0.43
LPC1412MT150	15	20%	1KHz, 0.25V	1.2	0.39
LPC1412MT180	18	20%	1KHz, 0.25V	1.3	0.32
LPC1412MT220	22	20%	1KHz, 0.25V	1.5	0.28
LPC1412MT270	27	20%	1KHz, 0.25V	2.2	0.26
LPC1412MT330	33	20%	1KHz, 0.25V	2.8	0.25
LPC1412MT470	47	20%	1KHz, 0.25V	4	0.21
LPC1412MT560	56	20%	1KHz, 0.25V	4.5	0.2
LPC1412MT680	68	20%	1KHz, 0.25V	5	0.18
LPC1412MT820	82	20%	1KHz, 0.25V	6.5	0.16
LPC1412MT101	100	20%	1KHz, 0.25V	7.5	0.15
LPC1412MT221	220	20%	1KHz, 0.25V	14	0.13
LPC1412MT331	330	20%	1KHz, 0.25V	22	0.11
LPC1412MT391	390	20%	1KHz, 0.25V	26	0.1

Electrical Specifications – LPC1412(HP), 1816, 2320(LP)

Type/Code	L (μH)	Tolerance	Test Condition	DCR (Ω) max.			I DC (A) max.		
				1412(HP)	1816	2320(LP)	1412(HP)	1816	2320(LP)
LPC_MT1R0	0.5	20%	100KHz, 0.25V	-	0.02	-	-	3	-
LPC_MT1R0	1.0	20%	100KHz, 0.25V	0.045	0.049	0.021	2.2	2.7	4
LPC_MT1R2	1.2	20%	100KHz, 0.25V	0.05	0.053	0.05	2.1	2.54	4.2
LPC_MT1R4	1.4	20%	100KHz, 0.25V	0.05	0.056	-	2	2.5	-
LPC_MT1R5	1.5	20%	100KHz, 0.25V	0.055	0.061	0.06	1.7	2.24	4
LPC_MT1R8	1.8	20%	100KHz, 0.25V	0.07	0.064	0.065	1.65	2.33	3.7
LPC_MT2R2	2.2	20%	100KHz, 0.25V	0.085	0.072	0.07	1.6	2.25	3.5
LPC_MT2R7	2.7	20%	100KHz, 0.25V	0.1	0.079	0.08	1.4	2.16	3.2
LPC_MT3R3	3.3	20%	100KHz, 0.25V	0.12	0.086	0.1	1.04	2	2.7
LPC_MT3R9	3.9	20%	100KHz, 0.25V	0.13	0.094	0.12	1	1.84	2.4
LPC_MT4R7	4.7	20%	100KHz, 0.25V	0.17	0.109	0.14	1	1.62	2
LPC_MT5R6	5.6	20%	100KHz, 0.25V	0.185	0.126	0.15	0.95	1.48	1.8
LPC_MT6R8	6.8	20%	100KHz, 0.25V	0.2	0.131	0.16	0.95	1.43	1.5
LPC_MT8R2	8.2	20%	100KHz, 0.25V	0.25	0.147	0.17	0.9	1.37	1.4
LPC_T100	10	10%, 20%	1KHz, 0.25V	0.32	0.182	0.2	0.76	1.04	1.3
LPC_T120	12	10%, 20%	1KHz, 0.25V	0.35	0.21	0.23	0.685	0.97	1.1
LPC_T150	15	10%, 20%	1KHz, 0.25V	0.46	0.235	0.25	0.635	0.85	1.05
LPC_T180	18	10%, 20%	1KHz, 0.25V	0.52	0.338	0.3	0.525	0.74	1
LPC_T220	22	10%, 20%	1KHz, 0.25V	0.66	0.378	0.35	0.5	0.68	0.9
LPC_T270	27	10%, 20%	1KHz, 0.25V	0.76	0.522	0.4	0.405	0.62	0.85
LPC_T330	33	10%, 20%	1KHz, 0.25V	0.92	0.54	0.5	0.38	0.56	0.75
LPC_T390	39	10%, 20%	1KHz, 0.25V	1.12	0.587	0.55	0.355	0.52	0.7
LPC_T470	47	10%, 20%	1KHz, 0.25V	1.27	0.844	0.65	0.33	0.44	0.6
LPC_T560	56	10%, 20%	1KHz, 0.25V	1.5	0.937	0.76	0.29	0.42	0.55
LPC_T680	68	10%, 20%	1KHz, 0.25V	2	1.117	0.95	0.26	0.37	0.5
LPC_T820	82	10%, 20%	1KHz, 0.25V	2.44	1.14	1.2	0.23	0.34	0.45
LPC_T101	100	10%, 20%	1KHz, 0.25V	2.85	1.19	1.4	0.2	0.3	0.4
LPC_T121	120	10%, 20%	1KHz, 0.25V	3.4	1.4	1.75	0.18	0.256	0.35
LPC_T151	150	10%, 20%	1KHz, 0.25V	4.47	1.8	2	0.16	0.212	0.25
LPC_T181	180	10%, 20%	1KHz, 0.25V	5.11	1.92	2.6	0.15	0.2	0.25
LPC_T221	220	10%, 20%	1KHz, 0.25V	7.31	2.03	3	0.14	0.18	0.2
LPC_T271	270	10%, 20%	1KHz, 0.25V	8.5	2.89	3.7	0.1	0.174	0.18
LPC_T331	330	10%, 20%	1KHz, 0.25V	10.19	3.76	4.3	0.09	0.168	0.17
LPC_T391	390	10%, 20%	1KHz, 0.25V	-	4.26	6	-	1.6	0.16
LPC_T471	470	10%, 20%	1KHz, 0.25V	-	5.14	6.7	-	0.158	0.15
LPC_T561	560	10%, 20%	1KHz, 0.25V	-	6.37	-	-	0.148	-
LPC_T681	680	10%, 20%	1KHz, 0.25V	-	9.24	-	-	0.128	-
LPC_T821	820	10%, 20%	1KHz, 0.25V	-	13.4	-	-	0.11	-
LPC_T102	1000	10%, 20%	1KHz, 0.25V	-	15.6	15	-	0.109	0.14

Electrical Specifications – LPC2320, 2320(HP), 3128

Type/Code	L (μH)	Tolerance	Test Condition	DCR (Ω) max.			I DC (A) max.		
				2320	2320(HP)	3128	2320	2320(HP)	3128
LPC_MT1R0	1.0	20%	100KHz, 0.25V	0.03	0.01	0.018	4.5	5	1.64
LPC_MT1R2	1.2	20%	100KHz, 0.25V	0.03	0.012	-	4.2	4.77	-
LPC_MT1R5	1.5	20%	100KHz, 0.25V	0.03	0.013	0.02	4.1	4.5	1.6
LPC_MT1R8	1.8	20%	100KHz, 0.25V	0.03	0.016	-	3.7	4.25	-
LPC_MT2R2	2.2	20%	100KHz, 0.25V	0.03	0.017	0.023	3.5	4.2	-
LPC_MT2R7	2.7	20%	100KHz, 0.25V	0.04	0.025	-	3.2	4	-
LPC_MT3R3	3.3	20%	100KHz, 0.25V	0.05	0.034	0.025	2.8	2.5	1.59
LPC_MT3R9	3.9	20%	100KHz, 0.25V	0.06	0.035	-	2.6	2.2	-
LPC_MT4R7	4.7	20%	100KHz, 0.25V	0.07	0.035	0.039	2.5	2	1.54
LPC_MT5R6	5.6	20%	100KHz, 0.25V	0.08	0.042	-	2.4	1.82	-
LPC_MT6R8	6.8	20%	100KHz, 0.25V	0.09	0.06	0.04	2.2	1.69	1.49
LPC_MT8R2	8.2	20%	100KHz, 0.25V	0.1	0.06	0.08	2	1.56	1.46
LPC_T100	10	10%, 20%	1KHz, 0.25V	0.13	0.1	0.08	1.8	1.44	1.44
LPC_T120	12	10%, 20%	1KHz, 0.25V	0.16	0.12	0.09	1.75	1.4	1.39

Electrical Specifications – LPC2320, 2320(HP), 3128 (cont.)

Type/Code	L (μH)	Tolerance	Test Condition	DCR (Ω) max.			I DC (A) max.		
				2320	2320(HP)	3128	2320	2320(HP)	3128
LPC__T150	15	10%, 20%	1KHz, 0.25V	0.19	0.14	0.104	1.7	1.3	1.24
LPC__T180	18	10%, 20%	1KHz, 0.25V	0.21	0.15	0.111	1.6	1.23	1.12
LPC__T220	22	10%, 20%	1KHz, 0.25V	0.28	0.18	0.129	1.5	1.11	1.07
LPC__T270	27	10%, 20%	1KHz, 0.25V	0.32	0.2	0.153	1.4	0.97	0.94
LPC__T330	33	10%, 20%	1KHz, 0.25V	0.38	0.23	0.17	1.1	0.88	0.85
LPC__T390	39	10%, 20%	1KHz, 0.25V	0.42	0.32	0.217	1	0.8	0.74
LPC__T470	47	10%, 20%	1KHz, 0.25V	0.43	0.37	0.252	0.9	0.72	0.68
LPC__T560	56	10%, 20%	1KHz, 0.25V	0.5	0.42	0.282	0.85	0.68	0.64
LPC__T680	68	10%, 20%	1KHz, 0.25V	0.68	0.46	0.332	0.8	0.61	0.59
LPC__T820	82	10%, 20%	1KHz, 0.25V	0.82	0.6	0.406	0.65	0.58	0.54
LPC__T101	100	10%, 20%	1KHz, 0.25V	1.1	0.7	0.481	0.6	0.52	0.51
LPC__T121	120	10%, 20%	1KHz, 0.25V	1.2	0.93	0.536	0.58	0.48	0.49
LPC__T151	150	10%, 20%	1KHz, 0.25V	1.5	1.1	0.755	0.43	0.4	0.4
LPC__T181	180	10%, 20%	1KHz, 0.25V	1.8	1.38	1.022	0.41	0.38	0.36
LPC__T221	220	10%, 20%	1KHz, 0.25V	2	1.57	1.2	0.38	0.35	0.31
LPC__T271	270	10%, 20%	1KHz, 0.25V	2.9	1.6	1.306	0.35	0.34	0.29
LPC__T331	330	10%, 20%	1KHz, 0.25V	3.3	1.82	1.495	0.28	0.32	0.28
LPC__T391	390	10%, 20%	1KHz, 0.25V	3.7	-	1.7	0.26	-	0.27
LPC__T471	470	10%, 20%	1KHz, 0.25V	4.9	2.76	2.1	0.2	0.3	0.26
LPC__T561	560	10%, 20%	1KHz, 0.25V	5	3.1	2.66	0.19	0.29	0.25
LPC__T681	680	10%, 20%	1KHz, 0.25V	6	4.05	3	0.18	0.28	0.23
LPC__T821	820	10%, 20%	1KHz, 0.25V	6.6	5.56	3.63	0.15	0.27	0.21
LPC__T102	1000	10%, 20%	1KHz, 0.25V	8	5.74	4.76	0.13	0.26	0.2

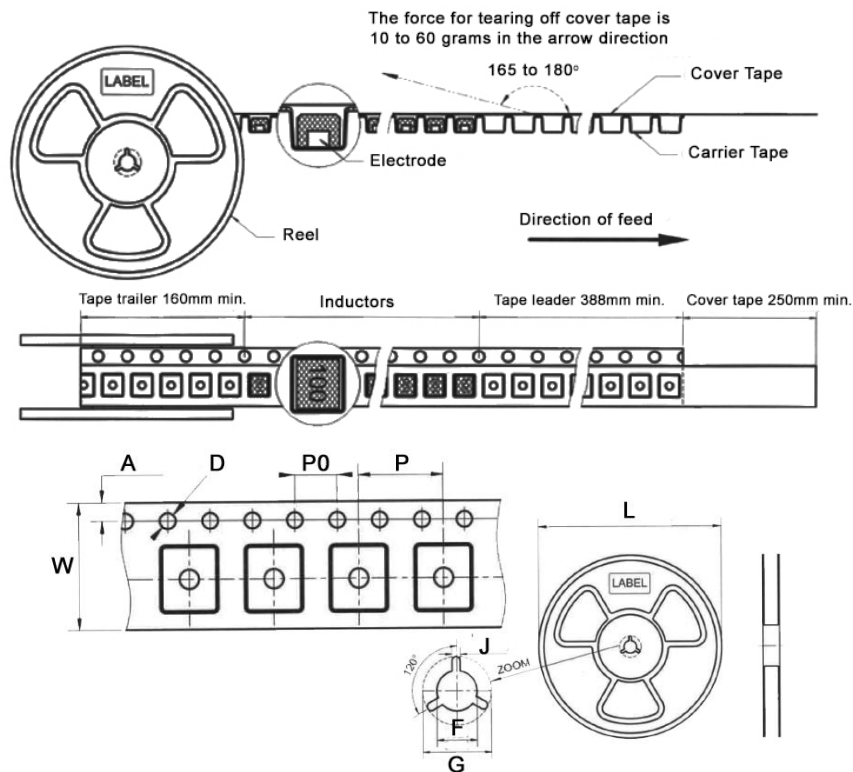
Electrical Specifications – LPC3128(HP), 3935(LP)(HP)

Type/Code	L (μH)	Tolerance	Test Condition	DCR (Ω) max.				I DC (A) max.			
				3128(HP)	3935(LP)	3935	3935(HP)	3128(HP)	3935(LP)	3935	3935(HP)
LPC_MT1R0	1	20%	100KHz, 0.25V	0.013	0.012	-	0.008	3.4	8.7	-	9.5
LPC_MT1R2	1.2	20%	100KHz, 0.25V	-	0.014	0.009	-	-	8	8.63	-
LPC_MT1R5	1.5	20%	100KHz, 0.25V	0.016	0.016	0.01	-	3.3	7.48	8	-
LPC_MT1R8	1.8	20%	100KHz, 0.25V	0.02	0.018	-	0.011	3.2	6.8	-	8.6
LPC_MT2R2	2.2	20%	100KHz, 0.25V	0.023	0.02	0.014	0.012	3	5.4	6.8	7.2
LPC_MT2R5	2.5	20%	100KHz, 0.25V	0.026	-	-	-	2.9	-	-	-
LPC_MT2R7	2.7	20%	100KHz, 0.25V	0.027	0.024	-	-	2.85	3.2	-	-
LPC_MT3R3	3.3	20%	100KHz, 0.25V	0.028	0.028	0.018	0.016	2.8	2.85	3.05	6.8
LPC_MT3R9	3.9	20%	100KHz, 0.25V	-	0.03	-	0.017	-	2.8	-	6.35
LPC_MT4R7	4.7	20%	100KHz, 0.25V	0.045	0.038	0.02	0.019	2.7	2.75	2.9	5.45
LPC_MT5R6	5.6	20%	100KHz, 0.25V	0.048	0.04	-	0.024	2.65	2.7	-	4.3
LPC_MT6R8	6.8	20%	100KHz, 0.25V	0.058	0.042	0.04	0.035	2.5	2.65	2.75	3.52
LPC_MT8R2	8.2	20%	100KHz, 0.25V	0.07	0.048	0.05	0.045	2.4	2.6	2.7	3.51
LPC__T100	10	10%, 20%	1KHz, 0.25V	0.07	0.053	0.06	0.06	2.3	2.38	2.6	3.5
LPC__T120	12	10%, 20%	1KHz, 0.25V	0.08	0.061	0.07	0.07	2	2.13	2.45	3.4
LPC__T150	15	10%, 20%	1KHz, 0.25V	0.09	0.07	0.08	0.08	1.8	1.87	2.27	3.1
LPC__T180	18	10%, 20%	1KHz, 0.25V	0.1	0.081	0.09	0.09	1.6	1.73	2.15	3
LPC__T220	22	10%, 20%	1KHz, 0.25V	0.11	0.9	0.1	0.1	1.5	1.6	1.95	2.6
LPC__T270	27	10%, 20%	1KHz, 0.25V	0.12	0.1	0.11	0.11	1.3	1.44	1.76	2.4
LPC__T330	33	10%, 20%	1KHz, 0.25V	0.13	0.12	0.12	0.12	1.2	1.26	1.5	2.3
LPC__T390	39	10%, 20%	1KHz, 0.25V	0.16	0.151	0.14	0.14	1.1	1.2	1.37	2.1
LPC__T470	47	10%, 20%	1KHz, 0.25V	0.18	0.17	0.17	0.17	1.4	1.1	1.28	1.95
LPC__T560	56	10%, 20%	1KHz, 0.25V	0.24	0.199	0.19	0.19	0.94	1.01	1.17	1.85
LPC__T680	68	10%, 20%	1KHz, 0.25V	0.28	0.223	0.22	0.22	0.85	0.91	1.11	1.65
LPC__T820	82	10%, 20%	1KHz, 0.25V	0.37	0.252	0.25	0.25	0.78	0.85	1	1.5
LPC__T101	100	10%, 20%	1KHz, 0.25V	0.43	0.344	0.35	0.35	0.72	0.74	0.97	1.4
LPC__T121	120	10%, 20%	1KHz, 0.25V	0.47	0.396	0.4	0.4	0.66	0.69	0.89	1.3
LPC__T151	150	10%, 20%	1KHz, 0.25V	0.64	0.544	0.47	0.47	0.58	0.61	0.78	1.2
LPC__T181	180	10%, 20%	1KHz, 0.25V	0.71	0.621	0.63	0.63	0.51	0.56	0.72	1
LPC__T221	220	10%, 20%	1KHz, 0.25V	0.96	0.721	0.73	0.73	0.49	0.53	0.66	0.95
LPC__T271	270	10%, 20%	1KHz, 0.25V	1.11	0.949	0.97	0.97	0.42	0.45	0.57	0.9

Electrical Specifications – LPC3128(HP), 3935(LP)(HP) (cont.)

Type/Code	L (µH)	Tolerance	Test Condition	DCR (Ω) max.				I DC (A) max.			
				3128(HP)	3935(LP)	3935	3935(HP)	3128(HP)	3935(LP)	3935	3935(HP)
LPC__T331	330	10%, 20%	1 KHz, 0.25 V	1.26	1.1	1.15	1.15	0.4	0.42	0.52	0.8
LPC__T391	390	10%, 20%	1 KHz, 0.25 V	1.77	1.245	1.3	1.3	0.36	0.38	0.48	0.75
LPC__T471	470	10%, 20%	1 KHz, 0.25 V	1.96	1.526	1.48	1.48	0.34	0.35	0.42	0.65
LPC__T561	560	10%, 20%	1 KHz, 0.25 V	2.28	1.904	1.9	1.9	0.32	0.32	0.33	0.6
LPC__T681	680	10%, 20%	1 KHz, 0.25 V	2.48	-	2.25	2.25	0.3	-	0.28	0.5
LPC__T821	820	10%, 20%	1 KHz, 0.25 V	3.4	-	2.55	2.55	0.3	-	0.24	0.48
LPC__T102	1000	10%, 20%	1 KHz, 0.25 V	4.2	-	3.49	3	0.3	-	0.2	0.46
LPC__T122	1200	10%, 20%	1 KHz, 0.25 V	5	-	-	-	0.17	-	-	-
LPC__T152	1500	10%, 20%	1 KHz, 0.25 V	5.52	-	-	-	0.16	-	-	-

Packaging Specifications



Type/Code	A	D	P0	P	W	Unit
LPC1412	0.069 ± 0.004 1.75 ± 0.10	0.059 ± 0.004 1.50 ± 0.10	0.157 ± 0.004 4.00 ± 0.10	0.315 8.00	0.472 12.00	Inches mm
LPC1412...-HP	0.069 ± 0.004 1.75 ± 0.10	0.059 ± 0.004 1.50 ± 0.10	0.157 ± 0.004 4.00 ± 0.10	0.315 8.00	0.472 12.00	Inches mm
LPC1816	0.069 ± 0.004 1.75 ± 0.10	0.059 ± 0.004 1.50 ± 0.10	0.157 ± 0.004 4.00 ± 0.10	0.315 8.00	0.472 12.00	Inches mm
Type/Code	F	G	J	L		Unit
LPC1412	0.512 ± 0.039 13.00 ± 1.00	0.906 ± 0.039 23.00 ± 1.00	0.098 ± 0.020 2.50 ± 0.50	12.992 ± 7.008 330.00 ± 178.00		Inches mm
LPC1412...-HP	0.512 ± 0.039 13.00 ± 1.00	0.906 ± 0.039 23.00 ± 1.00	0.098 ± 0.020 2.50 ± 0.50	12.992 ± 7.008 330.00 ± 178.00		Inches mm
LPC1816	0.512 ± 0.039 13.00 ± 1.00	0.906 ± 0.039 23.00 ± 1.00	0.098 ± 0.020 2.50 ± 0.50	12.992 ± 7.008 330.00 ± 178.00		Inches mm

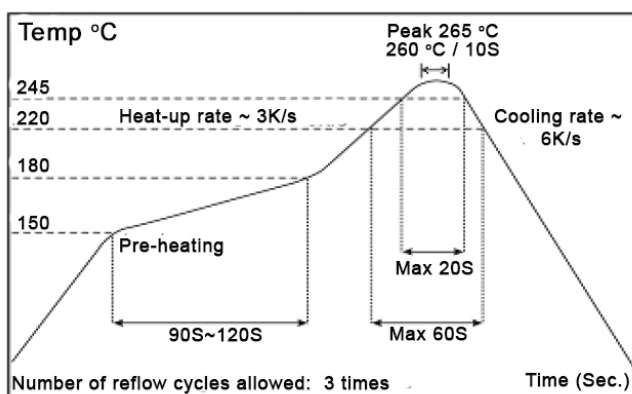
Packaging Specifications (cont.)						
Type/Code	A	D	P0	P	W	Unit
LPC2320...-LP	0.069 ± 0.004 1.75 ± 0.10	0.059 ± 0.004 1.50 ± 0.10	0.157 ± 0.004 4.00 ± 0.10	0.315 8.00	0.472 12.00	Inches mm
LPC2320	0.069 ± 0.004 1.75 ± 0.10	0.059 ± 0.004 1.50 ± 0.10	0.157 ± 0.004 4.00 ± 0.10	0.315 8.00	0.472 12.00	Inches mm
LPC2320...-HP	0.069 ± 0.004 1.75 ± 0.10	0.059 ± 0.004 1.50 ± 0.10	0.157 ± 0.004 4.00 ± 0.10	0.315 8.00	0.472 12.00	Inches mm
LPC3128	0.069 ± 0.004 1.75 ± 0.10	0.059 ± 0.004 1.50 ± 0.10	0.157 ± 0.004 4.00 ± 0.10	0.472 12.00	0.630 16.00	Inches mm
LPC3128...-HP	0.069 ± 0.004 1.75 ± 0.10	0.059 ± 0.004 1.50 ± 0.10	0.157 ± 0.004 4.00 ± 0.10	0.472 12.00	0.630 16.00	Inches mm
LPC3935...-LP	0.069 ± 0.004 1.75 ± 0.10	0.059 ± 0.004 1.50 ± 0.10	0.157 ± 0.004 4.00 ± 0.10	0.472 12.00	0.945 24.00	Inches mm
LPC3935	0.069 ± 0.004 1.75 ± 0.10	0.059 ± 0.004 1.50 ± 0.10	0.157 ± 0.004 4.00 ± 0.10	0.472 12.00	0.945 24.00	Inches mm
LPC3935...-HP	0.069 ± 0.004 1.75 ± 0.10	0.059 ± 0.004 1.50 ± 0.10	0.157 ± 0.004 4.00 ± 0.10	0.472 12.00	0.945 24.00	Inches mm
Type/Code	F	G	J	L		Unit
LPC2320...-LP	0.512 ± 0.039 13.00 ± 1.00	0.906 ± 0.039 23.00 ± 1.00	0.098 ± 0.020 2.50 ± 0.50	12.992 ± 7.008 330.00 ± 178.00		Inches mm
LPC2320	0.512 ± 0.039 13.00 ± 1.00	0.906 ± 0.039 23.00 ± 1.00	0.098 ± 0.020 2.50 ± 0.50	12.992 ± 7.008 330.00 ± 178.00		Inches mm
LPC2320...-HP	0.512 ± 0.039 13.00 ± 1.00	0.906 ± 0.039 23.00 ± 1.00	0.098 ± 0.020 2.50 ± 0.50	12.992 ± 7.008 330.00 ± 178.00		Inches mm
LPC3128	0.512 ± 0.039 13.00 ± 1.00	0.906 ± 0.039 23.00 ± 1.00	0.098 ± 0.020 2.50 ± 0.50	12.992 ± 7.008 330.00 ± 178.00		Inches mm
LPC3128...-HP	0.512 ± 0.039 13.00 ± 1.00	0.906 ± 0.039 23.00 ± 1.00	0.098 ± 0.020 2.50 ± 0.50	12.992 ± 7.008 330.00 ± 178.00		Inches mm
LPC3935...-LP	0.512 ± 0.039 13.00 ± 1.00	0.906 ± 0.039 23.00 ± 1.00	0.098 ± 0.020 2.50 ± 0.50	12.992 ± 7.008 330.00 ± 178.00		Inches mm
LPC3935	0.512 ± 0.039 13.00 ± 1.00	0.906 ± 0.039 23.00 ± 1.00	0.098 ± 0.020 2.50 ± 0.50	12.992 ± 7.008 330.00 ± 178.00		Inches mm
LPC3935...-HP	0.512 ± 0.039 13.00 ± 1.00	0.906 ± 0.039 23.00 ± 1.00	0.098 ± 0.020 2.50 ± 0.50	12.992 ± 7.008 330.00 ± 178.00		Inches mm

Environmental Specifications	
Item	Specification
Shelf Storage Conditions	Temperature range: 25 ± 3°C. Humidity: < 80% relative humidity. Recommended product should be used within six months from the time of delivery.

Environmental Tests		
Test	Test Specification	Test Condition
High Temperature Storage Test	No case deformation or change in appearance. Δ L/L ≤ 10%	Temperature 85 ± 2°C Time: 96 ± 2 hours Tested after 1 hour at room temperature
Low Temperature Storage Test		Temperature -25 ± 2°C Time: 48 ± 2 hours Tested after 1 hour at room temperature
Humidity Test		Temperature 40 ± 2°C, 90 ~ 95% relative humidity Time: 96 ± 2 hours Tested after 1 hour at room temperature
Thermal Shock Test		First -25°C 30 minutes, then 25°C 10 minutes, last 85°C 30 minutes, as 1 cycle. Go through 5 cycles. Tested after 1 hour at room temperature

Mechanical Tests		
Test	Test Specification	Test Condition
Solderability Test	Terminal area must have 90% minimum solder coverage	Dip pads in flux then dip in solder pot (Sn(CuNi) at 24 ± 5°C for 3 seconds
Resistance to Soldering Heat	No case deformation or change in appearance	Flux should cover the whole of the sample before heating, then be preheated for about 2 minutes over temperature of 130 ~ 150°C. immersing to 260 ± 5°C for 10 seconds
Vibration Test	No case deformation or change in appearance Δ L/L ≤ 10%	Apply frequency 10 ~ 55 Hz 1.5 mm amplitude in each of perpendicular direction for 2 hours
Shock Resistance		Drop down with 981 m/s ² (100 G) shock attitude upon a rubber block method shock testing machine for 1 time in each of three orientations.

Reflow Chart:



RoHS Compliance

Stackpole Electronics has joined the worldwide effort to reduce the amount of lead in electronic components and to meet the various regulatory requirements now prevalent, such as the European Union’s directive regarding “Restrictions on Hazardous Substances” (RoHS 3). As part of this ongoing program, we periodically update this document with the status regarding the availability of our compliant components. All our standard part numbers are compliant to EU Directive 2011/65/EU of the European Parliament as amended by Directive (EU) 2015/863/EU as regards the list of restricted substances.

RoHS Compliance Status						
Standard Product Series	Description	Package / Termination Type	Standard Series RoHS Compliant	Lead-Free Termination Composition	Lead-Free Mfg. Effective Date (Std Product Series)	Lead-Free Effective Date Code (YY/WW)
LPC	Unshielded SMD Power Inductor	SMD	YES	100% Matte Sn	Aug-05	05/31

“Conflict Metals” Commitment

We at Stackpole Electronics, Inc. are joined with our industry in opposing the use of metals mined in the “conflict region” of the eastern Democratic Republic of the Congo (DRC) in our products. Recognizing that the supply chain for metals used in the electronics industry is very complex, we work closely with our own suppliers to verify to the extent possible that the materials and products we supply do not contain metals sourced from this conflict region. As such, we are in compliance with the requirements of Dodd-Frank Act regarding Conflict Minerals.

Compliance to “REACH”

We certify that all passive components supplied by Stackpole Electronics, Inc. are SVHC (Substances of Very High Concern) free and compliant with the requirements of EU Directive 1907/2006/EC, “The Registration, Evaluation, Authorization and Restriction of Chemicals”, otherwise referred to as REACH. Contact us for complete list of REACH Substance Candidate List.

Environmental Policy

It is the policy of Stackpole Electronics, Inc. (SEI) to protect the environment in all localities in which we operate. We continually strive to improve our effect on the environment. We observe all applicable laws and regulations regarding the protection of our environment and all requests related to the environment to which we have agreed. We are committed to the prevention of all forms of pollution.

How to Order

L	P	C	3	1	2	8	M	T	1	0	0	-	H	P
----------	----------	----------	----------	----------	----------	----------	----------	----------	----------	----------	----------	----------	----------	----------

Product Series		Size		Tolerance		Packaging				Inductance (µH)		Special					
Code	Description	Code	Dimensions	Code	Tol	Code	Description	Sizes	Quantity	Code	Description	Code	Description				
LPC	SMD Power Inductor	1412	3.5 x 3 x 1.15	K	±10%	T	Tape and Reel	1412	3000	1R1	1.1	(blank)	Standard				
		1412(HP)	3.5 x 3 x 2.1	M	±20%			1412(HP)	2000	470	47	-LP	Low Profile				
		1816	4.5 x 4 x 3.2					1816			101	100	-HP	High Profile			
		2320(LP)	5.8 x 5.2 x 2.5					2320	1500								
		2320	5.8 x 5.2 x 3					2320(HP)									
		2320(HP)	5.8 x 5.2 x 4.5					3128	1000								
		3128	7.8 x 7 x 3.5					3128(HP)									
		3128(HP)	7.8 x 7 x 5					3935(LP)	500								
		3935(LP)	10 x 9 x 4					3935									
		3935	10 x 9 x 5.4					3935(HP)									
		3935(HP)	10 x 9 x 7.5														

Legacy Part Number:

P	C	D	1	0	0	4	M	T	1	0	1
----------	----------	----------	----------	----------	----------	----------	----------	----------	----------	----------	----------

Product Series		Code	EIA	Tolerance		Packaging		Inductance (µH)	
PCD	SMD Power Inductor			Code	Tol	Code	Description	Code	Inductance
		0301	3.5x3.0x1.4	K	±10%	T	Tape and Reel	1R1	1.1
		0302	3.5x3.0x2.4	M	±20%			470	47
		0403	4.5x4.0x3.5					101	100
		0502	5.8x5.2x2.8						
		0503	5.8x5.2x3.5						
		0504	5.8x5.2x4.85						
		0703	7.8x7.0x4.0						
		0705	7.8x7.0x5.5						
		1004	10x9.0x4.5						
		1005	10x9.0x5.8						
		1006	10x9.0x7.5						