

# HD36-24-31ST-059 ✓ ACTIVE

DEUTSCH | DEUTSCH HD, DEUTSCH HD30

TE Internal #: HD36-24-31ST-059

Housing for Female Terminals, Wire-to-Wire, 31 Position, Sealable, Wire & Cable, Power & Signal, Cable Mount (Free-Hanging), Hybrid

[View on TE.com >](#)



Connectors > Automotive Connectors > Automotive Housings > DEUTSCH HD30 Housings



Connector System: **Wire-to-Wire**

Number of Positions: **31**

Connector & Housing Type: **Housing for Female Terminals**

Sealable: **Yes**

Mating Pin Diameter: **1.59 mm [ .063 in ]**

[All DEUTSCH HD30 Housings \(358\)](#)

## Features

### Product Type Features

Mixed & Hybrid Connector	No
Connector Shape	Circular
Connector System	Wire-to-Wire
Connector & Housing Type	Housing for Female Terminals
Sealable	Yes
Connector & Contact Terminates To	Wire & Cable
Primary Locking Feature	Contact Retainer

### Configuration Features

Blank Cavity Position	0
Connector Modification	Cable Clamp
Connector Seal Code	T Seal
Number of Positions	31

### Electrical Characteristics

Operating Voltage	250 VAC
Nominal Voltage Architecture	12 V, 24 V

### Body Features

--	--



Cable Exit Angle	180°
------------------	------

### Contact Features

Contact Size	Size 16
--------------	---------

Contact Type	Socket
--------------	--------

Mating Pin Diameter	1.59 mm[.063 in]
---------------------	------------------

Contact Current Rating (Max)	13 A
------------------------------	------

### Mechanical Attachment

Terminal Position Assurance	No
-----------------------------	----

Strain Relief	With
---------------	------

Mating Alignment Type	Guide Slot
-----------------------	------------

Mating Alignment	With
------------------	------

Connector Mounting Type	Cable Mount (Free-Hanging)
-------------------------	----------------------------

### Housing Features

Housing Material	Aluminum
------------------	----------

### Dimensions

Connector Height	49.32 mm[1.942 in]
------------------	--------------------

Product Width	49.32 mm[1.942 in]
---------------	--------------------

Product Length	81.05 mm[3.191 in]
----------------	--------------------

Compatible Insulation Diameter Range	2.23 – 2.69 mm[.088 – .106 in]
--------------------------------------	--------------------------------

### Usage Conditions

Operating Temperature (Max)	125 °C[257 °F]
-----------------------------	----------------

Operating Temperature Range	-55 – 125 °C[-67 – 257 °F]
-----------------------------	----------------------------

### Operation/Application

Circuit Application	Power & Signal
---------------------	----------------

### Industry Standards

Degree of Protection	IP67
----------------------	------

### Packaging Features

Packaging Quantity	80
--------------------	----

Packaging Method	Box
------------------	-----

### Other

Serviceable	Yes
-------------	-----



Connector Position Assurance Capable

No

### Product Compliance

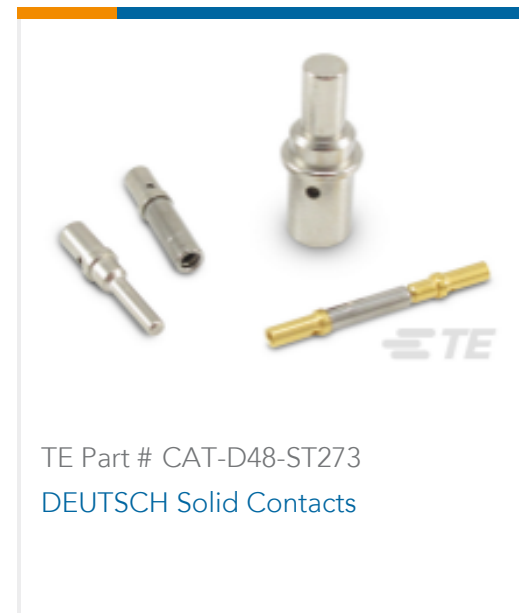
[For compliance documentation, visit the product page on TE.com>](#)

EU RoHS Directive 2011/65/EU	Compliant
EU ELV Directive 2000/53/EC	Compliant
China RoHS 2 Directive MIIT Order No 32, 2016	No Restricted Materials Above Threshold
EU REACH Regulation (EC) No. 1907/2006	<p>Current ECHA Candidate List: JUNE 2023 (235)                      Candidate List Declared Against: JUNE 2023 (235)                      SVHC &gt; Threshold:                      Octamethylcyclotetrasiloxane (D4) (.5% in Component Part)                      Dodecamethylcyclohexasiloxane (D6) (.5% in Component Part)                      Decamethylcyclopentasiloxane (D5) (.5% in Component Part)</p> <p><b>Article Safe Usage Statements:</b>                      Wash thoroughly after handling. Recycle if possible and dispose of the article by following all applicable governmental regulations relevant to your geographic location.</p>
Halogen Content	Not Low Halogen - contains Br or Cl > 900 ppm.
Solder Process Capability	Not reviewed for solder process capability


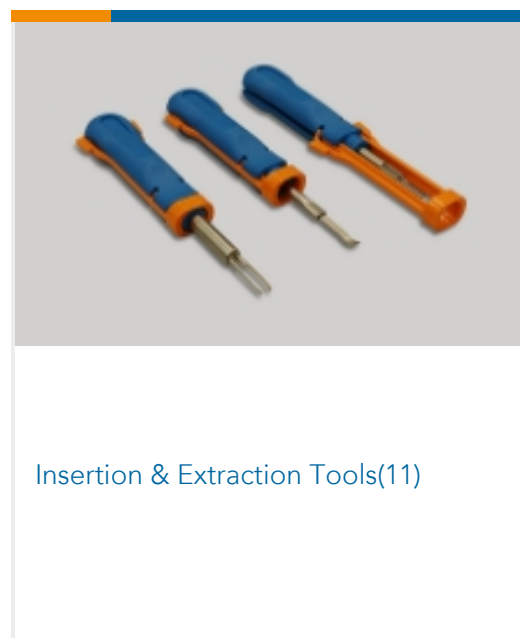



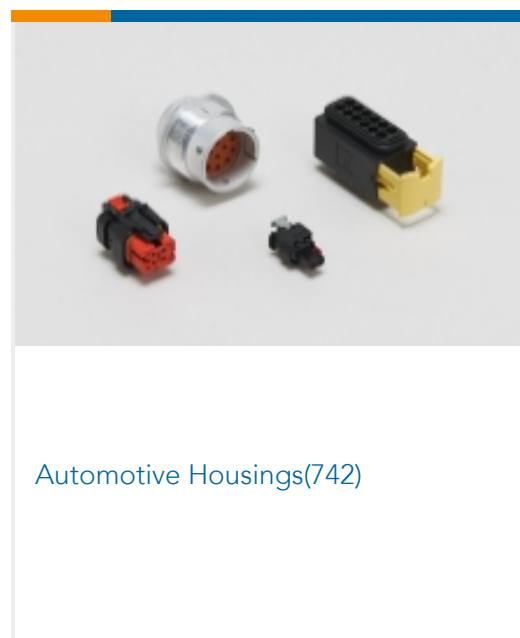

#### Product Compliance Disclaimer

This information is provided based on reasonable inquiry of our suppliers and represents our current actual knowledge based on the information they provided. This information is subject to change. The part numbers that TE has identified as EU RoHS compliant have a maximum concentration of 0.1% by weight in homogenous materials for lead, hexavalent chromium, mercury, PBB, PBDE, DBP, BBP, DEHP, DIBP, and 0.01% for cadmium, or qualify for an exemption to these limits as defined in the Annexes of Directive 2011/65/EU (RoHS2). Finished electrical and electronic equipment products will be CE marked as required by Directive 2011/65/EU. Components may not be CE marked. Additionally, the part numbers that TE has identified as EU ELV compliant have a maximum concentration of 0.1% by weight in homogenous materials for lead, hexavalent chromium, and mercury, and 0.01% for cadmium, or qualify for an exemption to these limits as defined in the Annexes of Directive 2000/53/EC (ELV). Regarding the REACH Regulation, the information TE provides on SVHC in articles for this part number is based on the latest European Chemicals Agency (ECHA) 'Guidance on requirements for substances in articles' posted at this URL: <https://echa.europa.eu/guidance-documents/guidance-on-reach>

### Compatible Parts



Also in the Series | **DEUTSCH HD**




Also in the Series | **DEUTSCH HD30**





Automotive Connector Caps & Covers (14)



Automotive Housings(359)



Connector Backshells(2)



Connector Seals & Cavity Plugs(11)



Connector Strain Relief(5)



Insertion & Extraction Tools(10)



Other Automotive Connector Accessories(6)

## Customers Also Bought




TE Part #HD34-24-47PE-059  
DEUTSCH HD30 Housings



TE Part #0229410001  
RPS-1K-1-400/2.0-9



TE Part #DT04-12PB-P031  
REC, 12P, BLK, BUSBAR 4X3, GOLD, B



TE Part #1338673-1  
ANVIL



TE Part #6-456405-6  
CRIMPER, WIRE .080 F PREMIUM

## Documents

### Product Drawings

PLG,31P,AL,T, CBL CLMP BT, DRAIN,16,S,MC

English

### CAD Files

3D PDF

3D

Customer View Model

ENG\_CVM\_CVM\_HD36-24-31ST-059\_B.2d\_dxf.zip



English

Customer View Model

[ENG\\_CVM\\_CVM\\_HD36-24-31ST-059\\_B.3d\\_igs.zip](#)

English

Customer View Model

[ENG\\_CVM\\_CVM\\_HD36-24-31ST-059\\_B.3d\\_stp.zip](#)

English

By downloading the CAD file I accept and agree to the [Terms and Conditions](#) of use.

[Product Specifications](#)

[Application Specification](#)

English