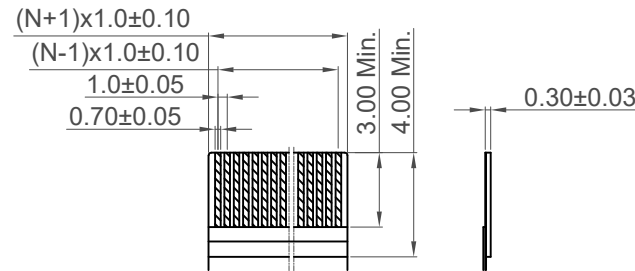
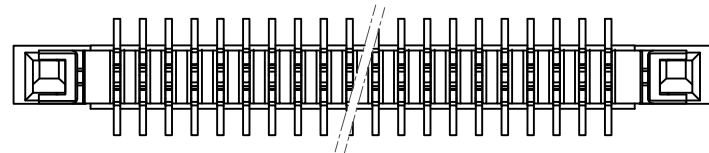
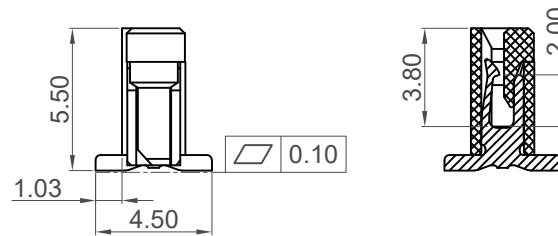
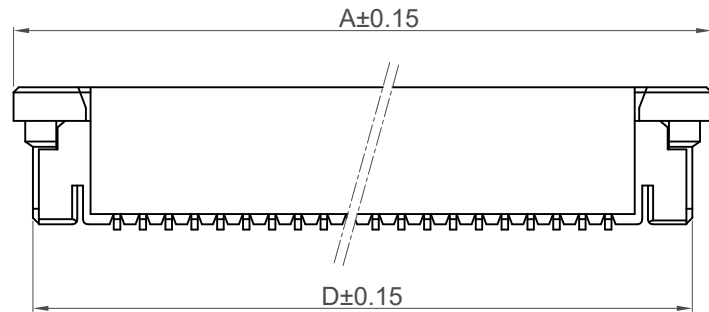
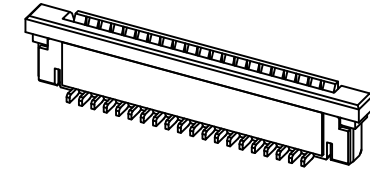


Recommended PCB Layout
General Tolerance ±0.05

▨ Solder Area □ Component Outline



Recommended FFC/FPC Dimensions
Thickness 0.30±0.03

No. of Contacts	Dimensions			
	A	B	C	D
4	11.0	3.00	5.10	9.5
5	12.0	4.00	6.10	10.5
6	13.0	5.00	7.10	11.5
7	14.0	6.00	8.10	12.5
8	15.0	7.00	9.10	13.5
9	16.0	8.00	10.10	14.5
10	17.0	9.00	11.10	15.5
11	18.0	10.00	12.10	16.5
12	19.0	11.00	13.10	17.5
13	20.0	12.00	14.10	18.5
14	21.0	13.00	15.10	19.5
15	22.0	14.00	16.10	20.5
16	23.0	15.00	17.10	21.5
17	24.0	16.00	18.10	22.5
18	25.0	17.00	19.10	23.5
19	26.0	18.00	20.10	24.5
20	27.0	19.00	21.10	25.5
21	28.0	20.00	22.10	26.5
22	29.0	21.00	23.10	27.5
23	30.0	22.00	24.10	28.5
24	31.0	23.00	25.10	29.5
25	32.0	24.00	26.10	30.5
26	33.0	25.00	27.10	31.5
27	34.0	26.00	28.10	32.5
28	35.0	27.00	29.10	33.5
29	36.0	28.00	30.10	34.5
30	37.0	29.00	31.10	35.5

Specifications

Material

Housing:
04 - 17 contact: PA6T, UL 94V-0, Natural
18 - 30 contact: LCP, UL 94V-0, Natural
Actuator: PPS, UL 94V-0, Brown
Contact: Phosphor Bronze, C5191R-H

Plating

Contact: see ordering grid

Electrical

Voltage Rating: 125V AC/DC
Current Rating : 1A AC/DC
Dielectric Strength: 500V AC for 1 minute
Insulation Resistance: 500 MΩ Min.
Contact Resistance: 40 mΩ Max.

Mechanical & Environmental

Durability: 20 Cycles
Operating Temperature: -40°C to +85°C
Solder Profile:
Peak Temp 260°C (+0/-5°C) max. (5 seconds)

Ordering Grid



No. of Contacts
04 - 30
(see dimension table)

Contact Plating
G=Gold Flash over all (Standard)
T=Tin Plating over all

Part Number		Product Description	
FFC3A20		FFC/FPC 1.0mm Pitch Top Entry, SMT, Height=5.50mm, ZIF, Slide Type	
Drawing Date		31st March 2022	
By	CC	Tolerances (Except as Noted)	Units:
Detail	Drawing Release	Length X.X ± 0.15 X.XX ± 0.10	Metric (mm)
Revision	A1	Angle X ° ± 0.5°	3rd Angle Projection
Date	17/07/23		

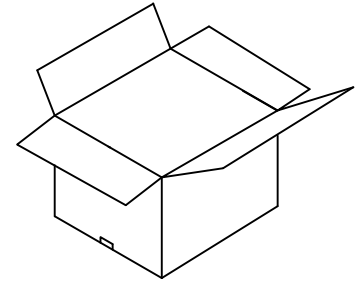
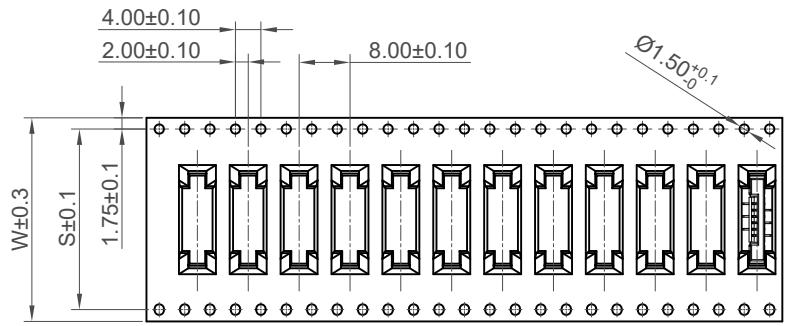
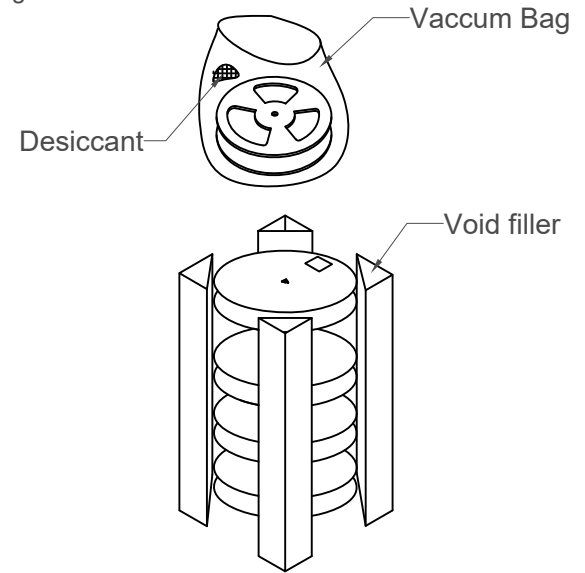
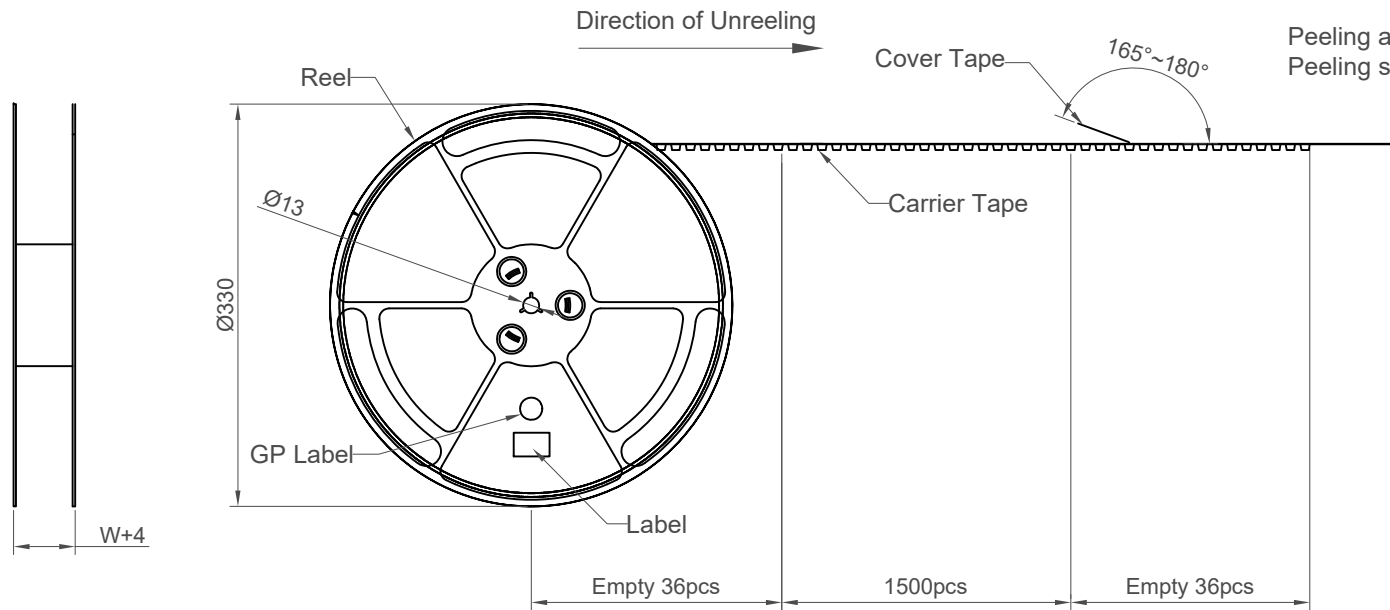


This drawing is confidential and copyright of Global Connector Technology, Ltd (GCT). This drawing must not be copied or disclosed without written consent. E & OE

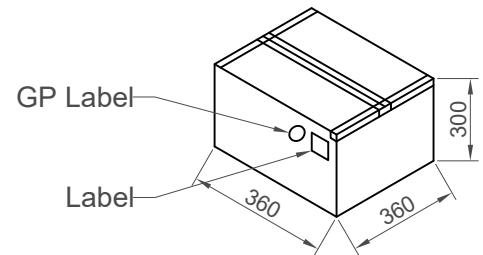


Not to Scale	Drawn By CC	Sheet No. 1/2
--------------	----------------	------------------

H
G
F
E
D
C
B
A



Direction of Unreeling →



No. of Contacts	W	S	Pcs/Reel	Reel/Carton	Pcs/Carton
4 ~ 7	24	/	1500	10	15000
8 ~ 13	32	28.4	1500	8	12000
14 ~ 23	44	40.4	1500	6	9000
24 ~ 30	56	52.4	1500	4	6000

Part Number		Product Description	
FFC3A20		FFC/FPC 1.0mm Pitch Top Entry, SMT, Height=5.50mm, ZIF, Slide Type	
Drawing Date		31st March 2022	
By	CC	Tolerances (Except as Noted)	Units:
Detail	Drawing Release	Length	Metric (mm)
Revision	A1	Angle	
Date	17/07/23	X.X ± 0.15 X.XX ± 0.10	X.* ± 0.5°



This drawing is confidential and copyright of Global Connector Technology, Ltd (GCT). This drawing must not be copied or disclosed without written consent. E & OE



Not to Scale	Drawn By CC	Sheet No. 2/2
--------------	-------------	---------------

1 2 3 4 5 6 7 8