

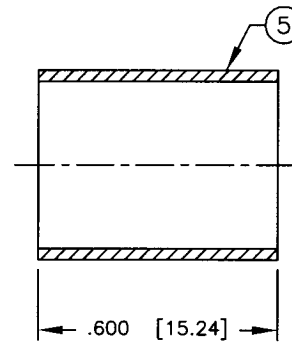
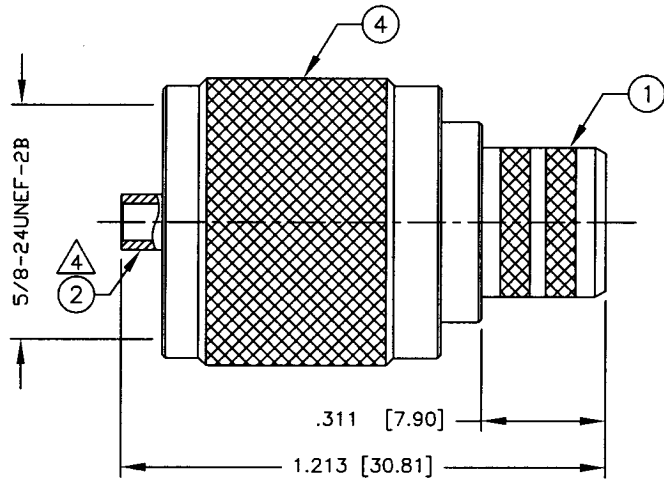
# SPECIFICATION CONTROL DRAWING

THIS DRAWING CONTAINS INFORMATION PROPRIETARY TO RF INDUSTRIES, LTD. ANY UNAUTHORIZED USE OF THIS DRAWING IS EXPRESSLY PROHIBITED. ANY VIOLATION IS PUNISHABLE UNDER U.S. COPYRIGHT LAWS.

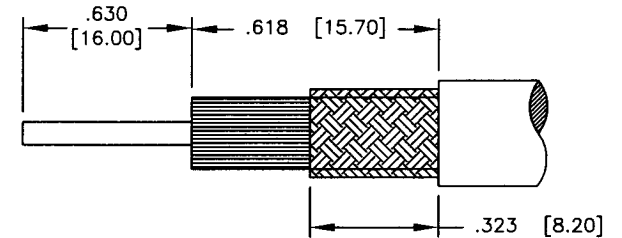
REV	DESCRIPTION	DWN	DATE	APPROVED
L	CHG CONTACT END DIMENSION	KMM	8/6/96	R. RICE
M	NO DIM CHANGES - PIECES REARRANGED ON DRAWING	CZS	3/2/98	R. RICE
N	CHANGE CONTACT OD	CZS	9/3/98	R. RICE
P	CHANGE FERRULE STUD TO KNURL / DRAWING # WAS 8059	CZS	10/13/04	JDMc

ALL DIMENSIONS ARE REFERENCE ONLY

000000



RECOMMENDED CRIMP DIE: .429"



RECOMMENDED STRIPPING INSTRUCTIONS

△ 4 } CRIMP CONTACT WITH .100 CRIMP DIE OR SOLDER OR BOTH

USE RFA-4005-20 CRIMP TOOL & RFA-4005-02 CRIMP DIE

## SPECIFICATIONS:

IMPEDANCE: NON CONSTANT  
 WORKING VOLTAGE: 500 VRMS @ SEA LEVEL  
 FREQUENCY RANGE: 0-300 MHZ  
 FOR RG-8, 8A, 213/U, BELDEN 8237, 8267, 9251 & 9880

DIMENSIONS ARE IN INCHES AND [MILLIMETERS]

UNLESS OTHERWISE NOTED TOLERANCES ARE:  
 DECIMALS DIAMETER

**RF connectors**  
 DIVISION OF RF INDUSTRIES, LTD.

7610 MIRAMAR RD  
 SAN DIEGO, CA 92126  
 (858) 549-6340  
 (858) 549-6345 FAX

## RFU-507-S

UHF PLUG, CRIMP

ITEM	DESCRIPTION	QTY	MATERIAL	FINISH
5	FERRULE (FER-105)	1	BRASS	SILVER
4	SHELL	1	BRASS	SILVER
3	DIELECTRIC	1	DAP	PANTONE 129
2	CONTACT	1	BRASS	SILVER
1	BODY	1	BRASS	SILVER

DRAWN	C. ZUNIGA	10/13/04
CHECKED	<i>[Signature]</i>	10-13-04
ORJ DRAWN	C. JONES	11/7/91
APPROVALS		DATE

SIZE	CABLE GROUP	DWG NO.	REV
A	E	RFU-507-S P	P
SCALE:	NTS	CAD FILE	SHEET 1 OF 1