
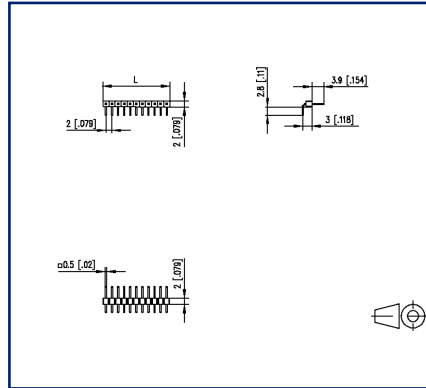


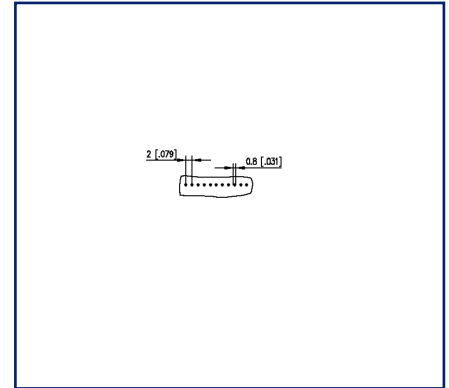
## Illustrations



Dimensional drawing



Drill pattern



See enlarged drawings at the end of document

## Product specification

- pin header, THR solderable
- centerline 2.00 mm, direction of connection 90°
- color black
- Tape & Reel packaging possible
- single row



## Technical Data

### General Data

min. number of poles	2
max. number of poles	40
clearance/creepage dist.	1.5 mm
Protection category	IP00
Rated current	1 A

### Material

insulating material	PE-HT
contact pin material	CuZnPb
contact pin surface	Ni + Au Flash
Glow-Wire Flammability GWFI	-
Glow-Wire Flammability GWIT	-

### Climatic Data

upper limit temperature	105 °C
lower limit temperature	-55 °C

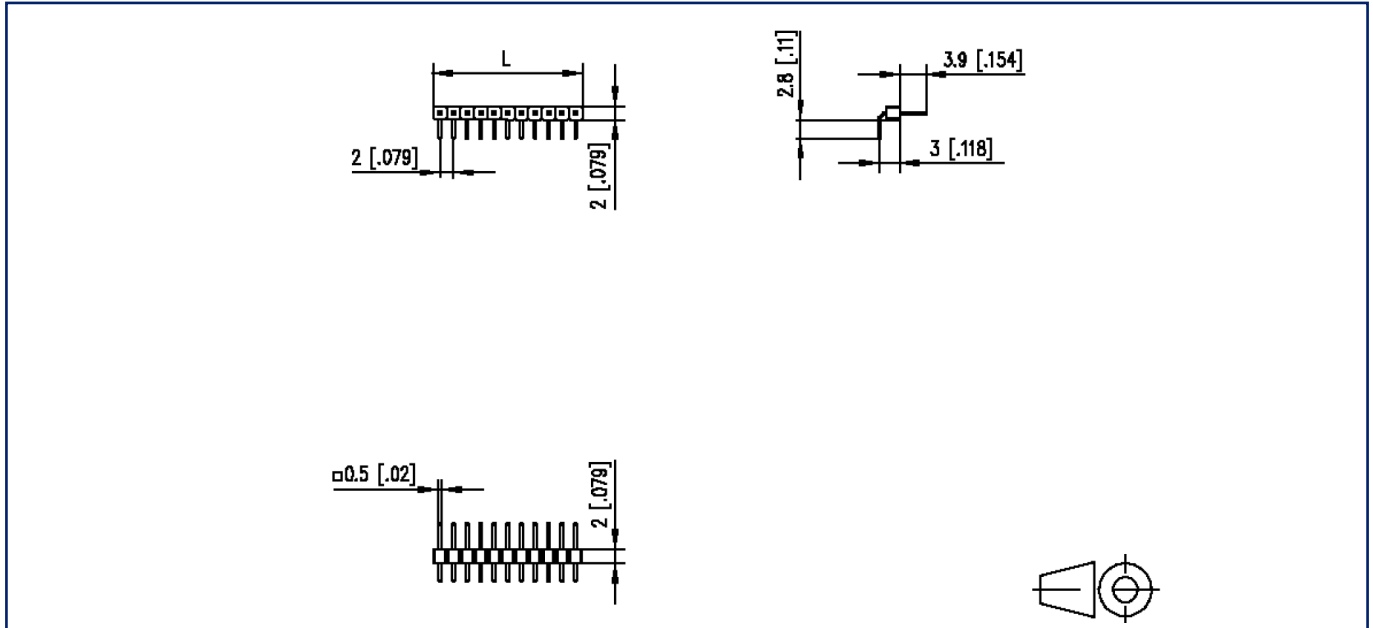
### general

Tolerance	ISO 2768 -mH
Solderability	reflowable



## Illustrations

Dimensional drawing



$L = (\text{pole size} - 1) \times \text{centerline} + 2 \text{ mm } [0.079]$

# U | Contact

Data sheet  
**PR20CxxHBNN**

Page 4/4

**P/N**  
**PR20CXXHBNN**  
**xx=number of poles**  
2023/07/03  
Version: B

## Illustrations

Drill pattern

