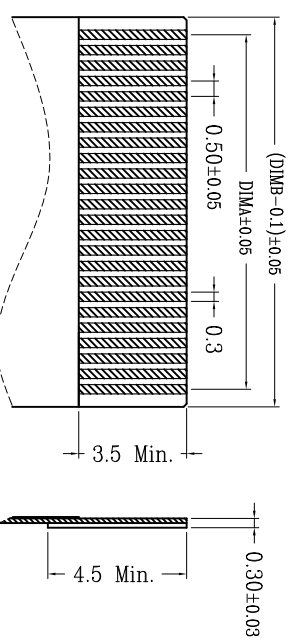
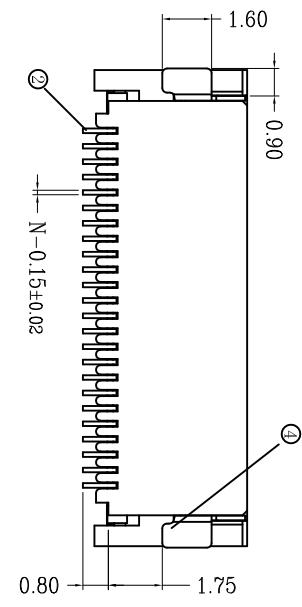
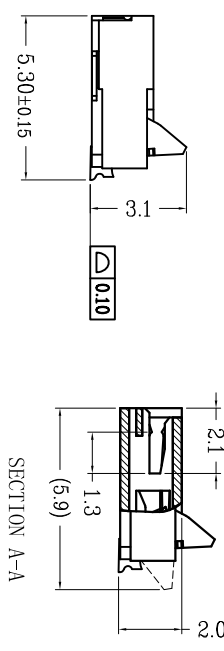
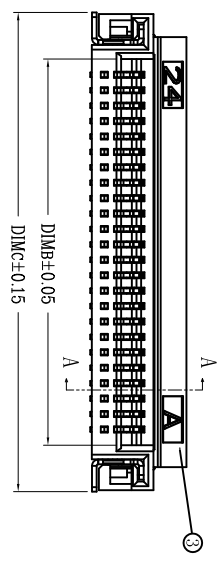
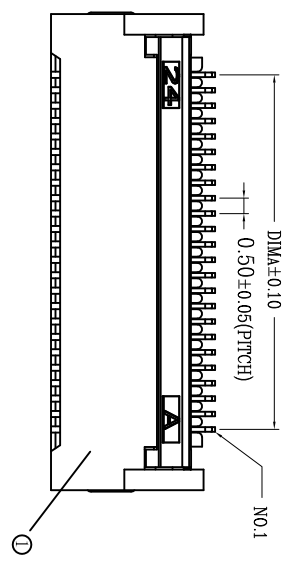
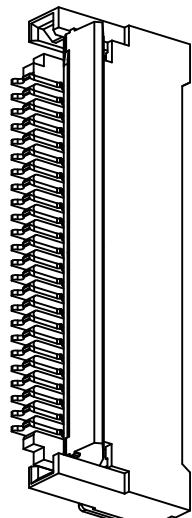


版次 (Ed')	变更摘要 (Change The Content)	日期 (Date)
1	增加料号说明	2015/1/28
2	客诉胶态两侧断角, 加胶改善	2017/11/13
3	增加胶态小缺口, 与小PIN结构保持一致	2021/9/19

序号 (NO.)	品名 (Name)	材质 (Material)
①	0.5后压胶态(0#2.0) 0.5 PH Backflip Type Housing (0#2.0)	LCP本色 Natural
②	0.5后压端子(0#2.0) 0.5 PH Backflip Type Terminal (0#2.0)	铜合金/表面镀金 Copper Alloy/ Gold Plating
③	0.5后压后盖(0#2.0) 0.5 PH Backflip Type Actuator (0#2.0)	LCP黑色 Black
④	0.5后压焊片(0#2.0) 0.5 PH Backflip Type Plating Nail (0#2.0)	铜合金/表面镀锡 Copper Alloy/ Tin Plating

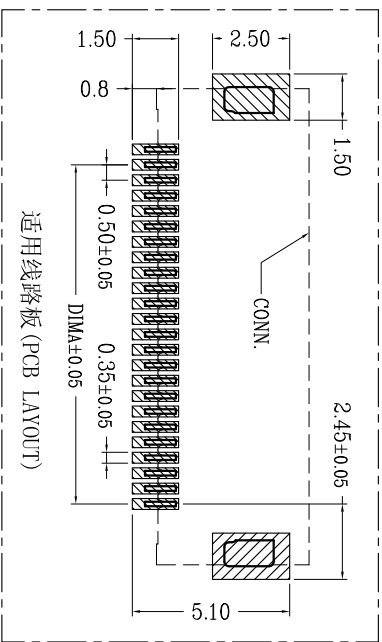


适用扁平线 (Applicable Flat Cable)

- 技术指标:
1. 塑件表面应光洁、无毛边、无明显收缩、缺陷、裂纹等现象。(The surface of the plastic parts should be smooth, no rough edges, no obvious shrinkage, defects, cracks and other phenomena.)
 2. 温度范围 (Temperature range): -25° C~+85° C.
 3. 额定电压 (Rated voltage): 50V, AC/DC(等效).
 4. 接触电阻 (Contact resistance): ≤0.03R.
 5. 绝缘电阻 (Insulation resistance): ≥500MΩ.
 6. 产品料号 (Product material No.):

HM05200-**-**	后盖有 LOGO(WD) Actuator with LOGO(WD)
00	后盖无 LOGO(Receiver)
0W	后盖无 LOGO

- Plating (电镀方式)
- 0: 端子全雾锡 (Terminal all mist tin)
- 1: 端子全金 (G/F OVERALL)
- 6: 端子点镀金 (Contact and weld area gold-plated)
- Packing (包装方式)
- T: TUBE管装
- R: TAPE & REEL卷装



CKT	DIMA	DIMB	DIMC	CKT	DIMA	DIMB	DIMC
4	1.50	2.52	5.54	33	16.00	17.02	20.04
5	2.00	3.02	6.04	34	16.50	17.52	20.54
6	2.50	3.52	6.54	35	17.00	18.02	21.04
7	3.00	4.02	7.04	36	17.50	18.52	21.54
8	3.50	4.52	7.54	37	18.00	19.02	22.04
9	4.00	5.02	8.04	38	18.50	19.52	22.54
10	4.50	5.52	8.54	39	19.00	20.02	23.04
11	5.00	6.02	9.04	40	19.50	20.52	23.54
12	5.50	6.52	9.54	41	20.00	21.02	24.04
13	6.00	7.02	10.04	42	20.50	21.52	24.54
14	6.50	7.52	10.54	43	21.00	22.02	25.04
15	7.00	8.02	11.04	44	21.50	22.52	25.54
16	7.50	8.52	11.54	45	22.00	23.02	26.04
17	8.00	9.02	12.04	46	22.50	23.52	26.54
18	8.50	9.52	12.54	47	23.00	24.02	27.04
19	9.00	10.02	13.04	48	23.50	24.52	27.54
20	9.50	10.52	13.54	49	24.00	25.02	28.04
21	10.00	11.02	14.04	50	24.50	25.52	28.54
22	10.50	11.52	14.54	51	25.00	26.02	29.04
23	11.00	12.02	15.04	52	25.50	26.52	29.54
24	11.50	12.52	15.54	53	26.00	27.02	30.04
25	12.00	13.02	16.04	54	26.50	27.52	30.54
26	12.50	13.52	16.54	55	27.00	28.02	31.04
27	13.00	14.02	17.04	56	27.50	28.52	31.54
28	13.50	14.52	17.54	57	28.00	29.02	32.04
29	14.00	15.02	18.04	58	28.50	29.52	32.54
30	14.50	15.52	18.54	59	29.00	30.02	33.04
31	15.00	16.02	19.04	60	29.50	30.52	33.54
32	15.50	16.52	19.54	80	39.50	40.52	43.54

深圳市虹成电子有限公司

品名 (ITEM)	0.5 Pitch后压卧式 (H=2.0)	料号 (DRAWNO)	HC-FPC-0.5-30P-FHH20
规格 (SPEC)	0.5 Pitch H2.0 Backflip R/A Type CONN.	比例 (SCALE)	1:1
图例 (DR)	Anlan	单位 (UNITS)	mm
校核 (CHKD)	李绍宗	审核 (APPD)	黄志明
张数 (SHEET)	1	Op 1	A4
SIZE	REV	A	

一般公差 (TOLERANCE)

X ±0.50 XX ±1.0

ANGLES ±1°

适用线路板 (PCB LAYOUT)

A B C D E F

1 2 3 4 5