

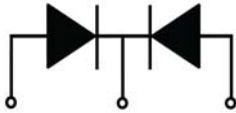


<p><b>MBRF30100CT</b></p> <p><b>Features:</b></p> <ul style="list-style-type: none"> <li><input type="checkbox"/> Low power loss, high efficiency. High surge capacity</li> <li><input type="checkbox"/> For use in low voltage, high frequency inverters, free wheeling, and polarity protection applications.</li> <li><input type="checkbox"/> Metal silicon junction, majority carrier conduction.</li> <li><input type="checkbox"/> High current Capability, low forward voltage drop.</li> <li><input type="checkbox"/> Guard ring for over voltage protection.</li> </ul>	<div style="text-align: right;">  </div> <p style="text-align: center;"><b>ITO-220AB</b></p>   <p style="text-align: center;">1.Anode 2.Cathode 3. Anode</p>
--	--

**Absolute Maximum Ratings** (Ta=25°C unless otherwise noted)

Parameter	Symbol	Value	Unit	
Maximum Recurrent Peak Reverse Voltage	$V_{RRM}$	100	V	
Maximum RMS Voltage	$V_{RMS}$	70	V	
Maximum DC Blocking Voltage	$V_{R(DC)}$	100	V	
Maximum Average Forward Current	$I_{F(AV)}$	30	A	
Peak Forward Surge Current:8.3ms single half sine-wave superimposed on rated load (JEDEC method)	$I_{FSM}$	250	A	
Maximum Forward Voltage $T_j=25^\circ\text{C}$	$V_F$	0.85	V	
Maximum DC Reverse Current	$I_R$	$T_j=25^\circ\text{C}$	0.1	mA
		$T_j=125^\circ\text{C}$	20	mA
Maximum Operating Junction Temperature	$T_j$	150	°C	
Storage Temperature	$T_{stg}$	-40~+150	°C	

Typical Characteristics

RATING AND CHARACTERISTIC CURVES

FIG. 1- FORWARD CURRENT DERATING CURVE

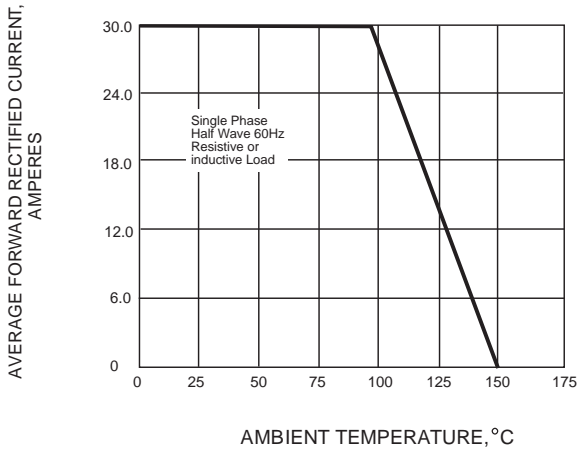


FIG. 2-MAXIMUM NON-REPETITIVE PEAK FORWARD SURGE CURRENT

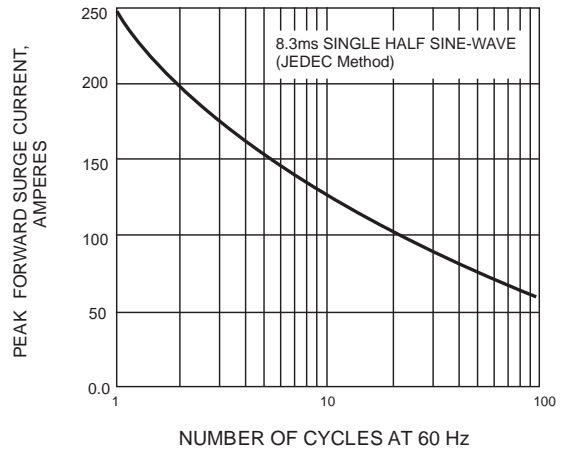


FIG. 3-TYPICAL INSTANTANEOUS FORWARD CHARACTERISTICS

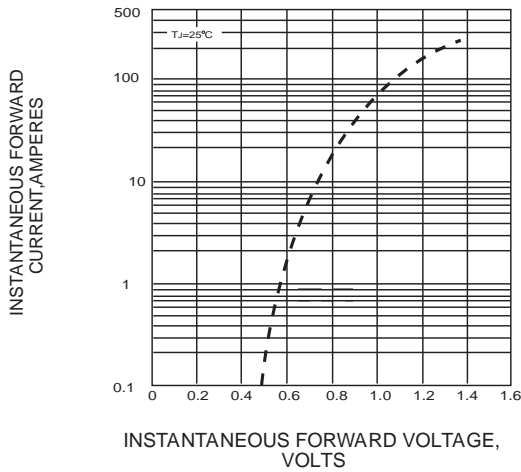
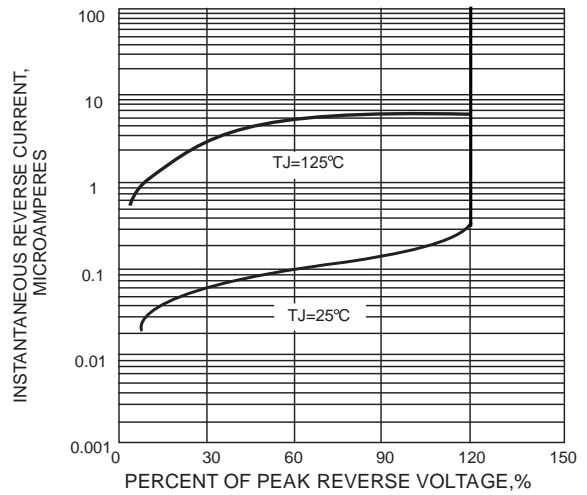


FIG. 4-TYPICAL REVERSE CHARACTERISTICS



Package Dimension

ITO-220AB

Unit: mm

